

# AURORA WIRE SHELVING PRICE LIST



Effective January 3, 2017



# TABLE OF CONTENTS

Certificate of Warranty	Page 2
Terms & Conditions	Page 3
Aurora Wire Shelving Finishes	Page 4
Installation Guide	Page 5
High Density Sliding Floor Track System	Page 6-7
Sliding Top Track Systems	Page 8-9
Chrome Wire Shelving Units	Page 10-13
Chrome Wire Shelves & Posts	Page 14
Proform Antimicrobial Wire Shelving Units	Page 15-16
Proform Antimicrobial Wire Shelves & Posts	Page 17
Stainless Steel Wire Shelving Units	Page 18
Stainless Steel Solid Shelving Units	Page 19
Stainless Steel Wire & Solid Shelves/Posts	Page 20
Galvanized Steel Solid Shelving Units	Page 21
Black Wire Shelving Units	Page 22
Boxed Wire Shelving Units	Page 23
Shelf Bin Wire Shelving Systems	Page 24-26
High Density Wire Bin Systems 74" Height	Page 27-29
Store-More Wire Shelving Units With Bins	Page 30
Wire Shelving with Heavy Duty <i>QuickPick</i> Bin	Page 31
Giant Open Hopper Wire Shelving Systems With Bins	Page 32-33
Magnum Bin Wire Units	Page 34
Giant Stack Bin Shelving Units	Page 35
Chrome Slanted Wire Shelving	Page 36-37
Wire Caster Cart with Heavy Duty <i>QuickPick</i> Bins	Page 38
Tray Carts & Modular Trays	Page 39
Bin Carts & Tray Slides	Page 40
Tub Rack Carts	Page 41
Polymer Carts	Page 42
Utility Carts	Page 43
Wire Basket Units	Page 44
Healthcare & Medical/Slanted Shelf Cart & Catheter Cart	Page 45
Enclosed Side Slanted Shelf Suture Cart with Bins/No Bins	Page 46
Open Side Slanted Shelf Suture Cart with Bins/No Bins	Page 47
Bin Transport Carts	Page 48
Linen Transport Carts	Page 49
Enclosure Linen Carts	Page 50
Security Units	Page 51
Stationary & Caster Wire Garment Racks	Page 52
Wire Shelving Cart Covers 63" Height	Page 53
Wire Shelving Cart Covers 74" Height	Page 54
Wire Carts & Stainless Work Tables	Page 55
Accessories - Casters, Handles, Dolly Frames	Page 56
Accessories	Page 57-59
Economy Shelf Bins	Page 60-61
Economy Bin Accessories	Page 62
Ultra Stack & Hang Bins	Page 63-65
Ultra Stack & Hang Bins Accessories	Page 66

**Lifetime Limited Warranty:** Subject to the conditions stated below Aurora Shelving, Aurora Mobile Systems, Times-2/Times-2 Elite Cabinets and Aurora Museum Cabinets warrant to the original purchaser exclusively that the shelving, carriages, the rotary cabinets and museum cabinets (“structural frames”) manufactured by Aurora Storage Products, Inc., will be free from defects in materials and workmanship other than normal wear and tear for the lifetime of the structural frames. During the warranty period, all parts will be provided at no cost. Labor is included at no cost during the first year of the warranty period. For purposes of this warranty, structural frames shall be deemed to exclude all moving parts, controls and guides that have immediate contact with moving parts.

**10-Year Limited Warranty:** Aurora also warrants that all carriage drive motors shall be free from defects in materials and workmanship other than normal wear and tear for a period of ten (10) years from the date of the customer’s written acceptance of installation. During the 10-year warranty period, the carriage drive motor will be provided at no cost. Labor is included at no cost during the first year of the 10-year warranty period reimbursed as per the Labor Reimbursement Schedule.

**5-Year Limited Warranty:** Aurora also warrants that all equipment, other than structural frames and carriage drive motors, shall be free from defects in materials and workmanship other than normal wear and tear for a period of five (5) years from the date of the customer’s written acceptance of installation. During the 5-year warranty period, all covered parts will be provided at no cost. Labor is included at no cost during the first year of the 5-year warranty period reimbursed as per the Labor Reimbursement Schedule.

**1-Year Limited Warranty:** Aurora also warrants that ceramic heaters contained in the Aurora Drying Cabinet shall be free from defects in materials and workmanship other than normal wear and tear for a period of 1 year from the date of the customer’s written acceptance of installation. During the 1-year warranty period, all covered parts will be provided at no cost. Labor is included at no cost during the first year of the warranty period reimbursed as per the Labor Reimbursement Schedule.

If any warranted product shall be proved to Aurora’s satisfaction to be defective, such product shall be repaired or replaced at the option of Aurora. All warranty service for any product manufactured by Aurora must be performed by an authorized Aurora factory representative. This warranty shall be void if any portion of the purchase price shall be due but unpaid in accordance with the terms pursuant to which the product was sold. This warranty shall not apply to product installed, repaired or moved by any party other than an authorized Aurora factory representative or to defects or damage caused by (a) Acts of God or other circumstances beyond Aurora’s control, (b) improper installation, (c) improper electrical supply or environmental conditions, (d) improper operation, maintenance, or storage, or (e) other than normal use or service. **EXCEPT FOR THE EXPRESS WARRANTIES SET FORTH ABOVE, AURORA MAKES NO WARRANTIES, IMPLIED OR OTHERWISE, AND AURORA SPECIFICALLY DISCLAIMS ANY IMPLIED WARRANTY OF MERCHANTABILITY OR FITNESS FOR A PARTICULAR PURPOSE.**

**The Certificate of Warranty must be completed by the respective dealer, accepted and signed by the customer, and sent to Aurora Storage Products, Inc. upon completion of the installation. If the Certificate is not on file, all reimbursement for warranties shall be declined.**

**Limitation of Liability:** Repair or replacement of any defective equipment, or refund of the purchase price paid by the customer in the event Aurora determines such equipment cannot be repaired or replaced, shall be the customer’s exclusive remedy for breach of the warranty for product defects, however caused, and in no case shall Aurora be liable for incidental, consequential, special or other damages, or loss of profits or revenues whether as a result of breach of contract of warranty, Aurora’s negligence, or otherwise. Aurora shall have no liability for any advice or assistance by any party outside the scope of Aurora’s written specification for the manufacture, operation or maintenance of the warranted equipment.

# TERMS & CONDITIONS

## PRICES

All prices printed herein supersede all previous prices and are subject to change without notice. These prices are F.O.B. origin, exclude freight and are subject to an additional charge for special color, special packaging, states' sales or consumer taxes as required. One order constitutes one color with only one delivery address.

## SALES POLICY

Possession of this price list does not constitute authority to purchase and/or sell products contained within. Aurora Storage Products has the right to refuse any purchase order.

## TERMS OF PAYMENT

Net 30 days from date of invoice. We accept Visa, Master Card, and American Express at time of shipment.

## WEIGHTS

Weights are not intended to be used for structural load bearing calculations. Shipping weights can be obtained from Quik-Quote or by consulting Aurora Customer Service.

## SPECIFICATIONS

Subject to change without notice.

## DISCONTINUED ITEMS

We reserve the right, without notice, to discontinue the manufacture and sale of any items printed herein.

## FREIGHT POLICY

Aurora Storage Products offers multiple freight options. Aurora Storage Products ship as Class 70, F.O.B., Other freight options include:

- Third Party, F.O.B. point of destination
- Collect, F.O.B. point of destination
- Prepaid and add, F.O.B. point of origin
- UPS shipments will ship prepaid and add actual cost.
- PRIME Program (Positive Rate Information and Management Equalizer) is a very competitive freight program that allows Aurora Storage Products to pass full freight discounts directly to all Authorized Aurora Product Dealers.

Normal delivery is dock-to-dock. Special requests such as inside delivery, lift gate service, residential delivery, etc. are subject to additional charges. All accessorial changes not requested on purchase order will be the responsibility of the consignee.

Delivery date and time are at the discretion of the carrier within reasonable transit time unless special arrangements have been made between the customer and Aurora Storage Products.

## TITLE TO MERCHANDISE

Title to merchandise shall pass to the buyer upon delivery by Aurora Storage Products to the carrier on FOB Factory. Buyer acknowledges that once Aurora Storage Products delivers goods to the carrier, title to the goods and risk of loss will pass to the buyer. If the goods are damaged by the carrier while in transit, the buyer has the sole obligation of seeking recourse from the carrier. If the goods are lost by the carrier, buyer may at their option either:

- 1) File a freight claim with carrier.
- 2) Place a new purchase order with Aurora Storage Products.

## BROKEN CARTON FEE

There will be a \$5.00 broken carton fee for totes that are not taken in complete carton quantities. This fee applies to each carton that is broken.

## ORDER CHANGES

Any changes to an order after 5 days of the date of the first order acknowledgement are subject to a change order fee of \$100 for every change. At the discretion of Aurora Storage Products any changes to orders after receipt of an order acknowledgement are assigned a new delivery date regardless of the lead time quoted.

## CANCELLATION CHARGES

If a customer cancels an order after stock has been pulled, customer shall be subject to a charge of 20% of net amount of order plus any shipping charges if occurred.

## SPECIAL ITEM CHANGES OR CANCELLATIONS

Non-standard, specially designed product, or purchased items such as Quik-Roll™ or laminates may not be changed, cancelled, or returned for credit. Aurora Storage Products reserves the right to determine what products are special.

## DAMAGE IN TRANSIT

**CAUTION:** When you give the delivering carrier a clear receipt for a shipment in which there is damaged merchandise or a shortage, the carrier and Aurora Storage Products are relieved of further responsibility.

All packaging is in accordance with carrier requirements.

For your protection, before accepting any shipment, examine it carefully. If there is evidence of damage or a shortage, insist that the delivering carrier make suitable notation to that effect on the freight bill before you sign it.

If, after receipt of shipment, concealed damage is discovered, immediately **notify the delivering carrier**, requesting immediate inspection. The inspection report should be used to support your claim against the carrier. **NOTE:** Carriers require notification of concealed damage within 24 hours of delivery. Aurora Storage Products also needs to be notified of any concealed damage claims.

Any claim for damage or shortage on non-PRIME carrier shipments must be noted by you with the non-PRIME delivering carrier. Aurora Storage Products will not accept the return of merchandise damaged in transit. Your recourse is with the delivering carrier. Freight claim filing is the responsibility of the consignee and not Aurora Storage Products unless a PRIME carrier is used for the shipment.

## SHIPMENT SHORTAGE CLAIMS

Shortage claims reported after 15 days beyond the shipment date will not be honored.

## RETURN GOODS POLICY

1. Requests in writing for Return Goods Authorization must be made to the Aurora Storage Products Customer Service Department within 21 days of the shipment from Aurora Storage Products.
2. Aurora Storage Products will determine the eligibility to return any material and will notify the requester within 5 days upon receipt of written request. Aurora Storage Products will also instruct the requester to return the material to Aurora Storage Products or dispose of such before the issuance of the appropriate credit.
3. Special items and items not manufactured by Aurora Storage Products (purchased) will not be eligible for return.
4. Any material returned to Aurora Storage Products or disposed of without the proper authorization by Aurora Storage Products will be refused and no credit will be issued.
5. Returned goods must be shipped freight prepaid at the requester's expense within 30 days of receipt of written authorization. The requester must determine the carrier. If the RGA is due to a Aurora Storage Products error, freight can ship collect via PRIME carrier.
6. All material returned must be received in original packaging. Credit will be given on returned resalable material, only after receipt and inspection by Aurora Storage Products. All returned material must be accompanied by the Return Goods Authorization form. Credit for authorized returns are subject to a 25% restocking charge on the net acceptable material value.
7. Total value of returned material must exceed \$200.00 net.

## SPECIAL PACKAGING

All material will be shipped in standard pack quantities unless otherwise specified on the purchase order. Where special requests are made for packaging that differs from the standard pack containment, customer bears full responsibility for the cost of such packaging as well as the condition of the product. Aurora Storage Products shall in no way be held responsible for improper packaging or damage in transit.

Aurora Storage Products reserves the right to change or modify packaging or package quantities without notice.

If customer requests that skidding be utilized, the customer shall bear the cost of the skids. At times it may be necessary to consider special crating. Consult the factory for crating charges.

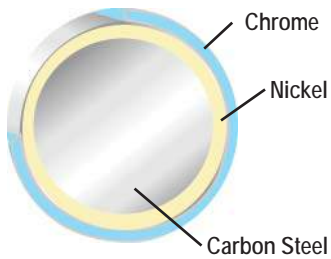
## PRODUCT ASSEMBLY

Aurora Storage Products are shipped "KD" (unassembled) and assembly is required at the job site. Consult appropriate installation manual.

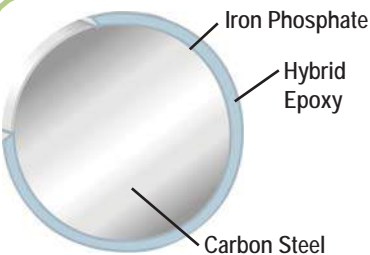

# AURORA WIRE SHELVING FINISHES

## Wire Shelving System Finishes

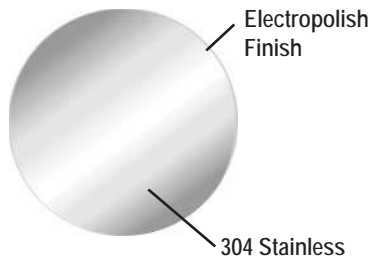
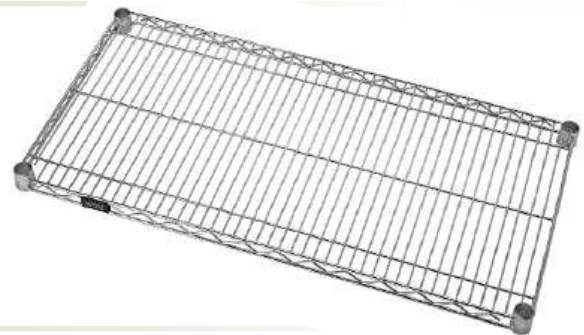
Genuine Aurora modular wire systems offer a unique combination of shelf and post sizes in a variety of finishes to compliment any application. The split sleeve and grooved numbered posts allow for easy and quick assembly. The all welded shelf construction is supported with architectural wire trusses to provide between 600 lb. and 800 lb. capacity per shelf.



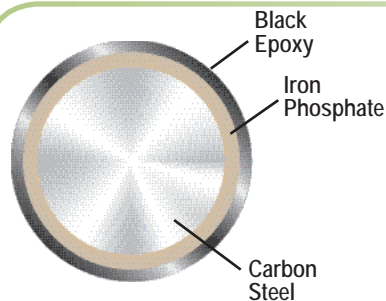
**Chrome** - is a plating process which deposits hard chrome over a nickel surface. This process is very durable and is used in an up-front storage or material handling application in any dry storage environment.



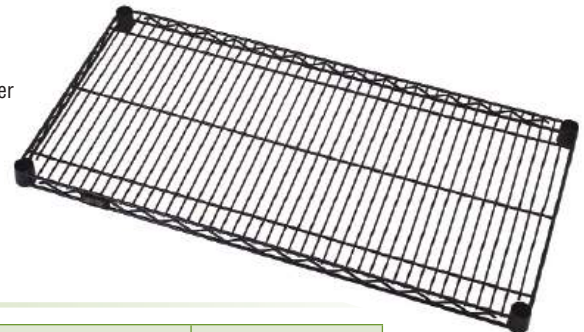
**Proform** - is an economical solution for high humidity or wet applications. The carbon steel is treated with an iron phosphate base. A hybrid epoxy with an antibacterial agent is electrostatically applied over the treated surface. Color: Light Green



**Stainless Steel** - 304 Stainless with an electropolish finish represents the highest industry standard in the prevention of corrosion. This finish is highly effective for corrosive or clean room environments.



**Black** - treated with an iron phosphate and the powder coated black epoxy is electrostatically applied, baked and cured to a hard surface. 10 year limited warranty for finish to not rust or corrode.



Application	Chrome	Stainless Steel	Proform	Black
Dry Storage	YES	YES	YES	YES
Wet Storage	NO	YES	YES	YES
Cooler Storage	NO	YES	YES	YES
Freezer Storage	NO	YES	YES	YES
Warranty	*1 Year Dry	*Lifetime	*15 Year	*18 Year

*\*Limited against rust and corrosion.*

Assembling Wire Shelving Units is as easy as 1-2-3...



1. Snap plastic sleeve around post.



2. Slide shelf over sleeve for secure locking.

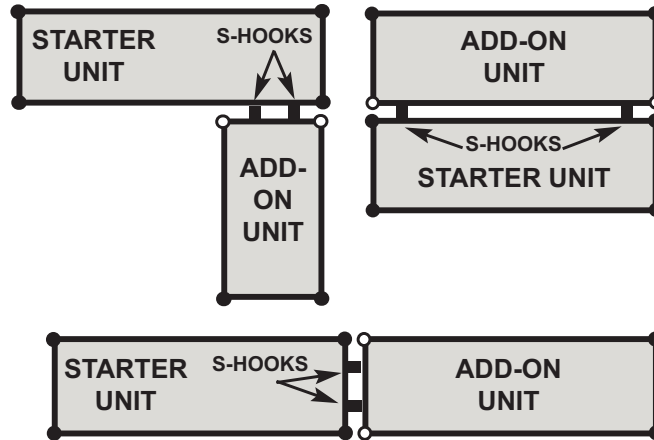


3. Two "S-Hooks" are used to connect add-on wire shelf to starter units enabling post to be shared.



Starter

Add-On



Starter

Add-On

Back to Back Unit



Starter

Add-On



# HIGH DENSITY SLIDING FLOOR TRACK SYSTEMS

High Density Sliding Track System offers a unique way to maximize and efficiently move wire shelving systems. The patented design allows for quick and easy installation. Bearings in the skate are located under each post for a load capacity of 1,500 lb. per shelving unit. The v-groove floor track allows the shelving unit to slide back and forth with ease. Layout assistance is available.

## PERFORMANCE FEATURES & BENEFITS

- Cuts construction costs
- Low shipping cost
- NSF approved
- Uses industrial bearings
- Corrosion free construction
- Easy to roll construction
- Fast installation
- Utilizes the structure of existing shelving
- Complies with ADA regulations
- 1,500 lb. load capacity per unit
- Can increase storage areas up to 150%



**SYSTEMS SLIDE BACK AND FORTH WITH EASE**



### QESTP End Stop Kit

Includes 2 ends and 1 drill bit. Serves the dual purpose of stopping a skate and is the anchor for the track. Manufactured from shock absorbing polymer. One kit is required per track.

### QVTRK V-Groove Track

Aluminum design with 304 stainless steel inserts with a gradual taper, non-tripping hazard, 7/16" max height. (Sold by the inch)

### QWK

#### Wing Kit

Includes two 1/4" thick aluminum plates & hardware and allows for the joining of 2 units side by side, sharing one track.



### QHD18 - QHD36 One Skate

Aluminum with engineered plastic wheel housing and industrial 2,000 lb. bearings on each end.



SLIDING TRACK SKATES			
PART NUMBER	DESCRIPTION	WEIGHT	LIST PRICE
QHD18DR	One 18" Skate w/Drift Resistor	4 lbs	\$254.90
QHD21DR	One 21" Skate w/Drift Resistor	5 lbs	\$266.05
QHD24DR	One 24" Skate w/Drift Resistor	6 lbs	\$277.00
QHD30DR	One 30" Skate w/Drift Resistor	7 lbs	\$311.65
QHD36DR	One 36" Skate w/Drift Resistor	8 lbs	\$368.15
QHD18TL	One 18" Low Temperature Skate w/Drift Resistor	4 lbs	Contact Customer Service
QHD24TL	One 24" Low Temperature Skate w/Drift Resistor	6 lbs	Contact Customer Service

SLIDING TRACK SKATES			
PART NUMBER	DESCRIPTION	WEIGHT	LIST PRICE
QHD18NDR	One 18" Skate w/No Drift Resistor	4 lbs	\$223.65
QHD21NDR	One 21" Skate w/No Drift Resistor	5 lbs	\$234.80
QHD24NDR	One 24" Skate w/No Drift Resistor	6 lbs	\$245.75
QHD30NDR	One 30" Skate w/No Drift Resistor	7 lbs	\$280.35
QHD36NDR	One 36" Skate w/No Drift Resistor	8 lbs	\$336.90

ADDITIONAL COMPONENTS			
PART NUMBER	DESCRIPTION	WEIGHT	LIST PRICE
QESTP	End Stop Kit	1 lb	\$46.15
QVTRK	V-Track (per inch)	1 lb	\$2.80/inch
QWK	Wing Kit	2 lbs	\$191.50

## STEP BY STEP ORDERING INSTRUCTIONS:

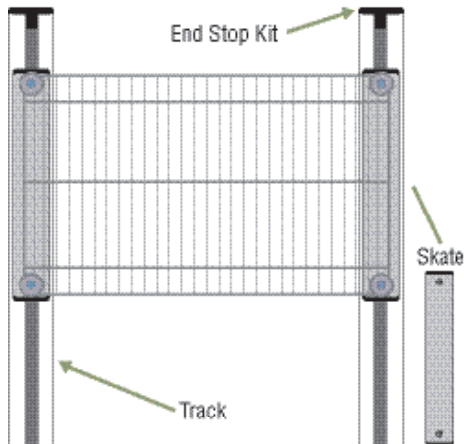
(Note: Shelves and posts to be purchased separately on pg. 14)

- Step 1 - Select desired length (in inches) of track. Use **QVTRK** to order track. (Note: single units require two tracks and double units will require three tracks)
- Step 2 - Select corresponding skate size from the chart, which will be the same as the depth of shelving unit to be utilized. Two skates required per single unit and three skates required per double unit. (Note: post height should not exceed a 4 to 1 ratio of skate size)
- Step 3 - Purchase one End Stop Kit **QESTP** per track length. For each double unit being used, a Wing Kit **QWK** is required.

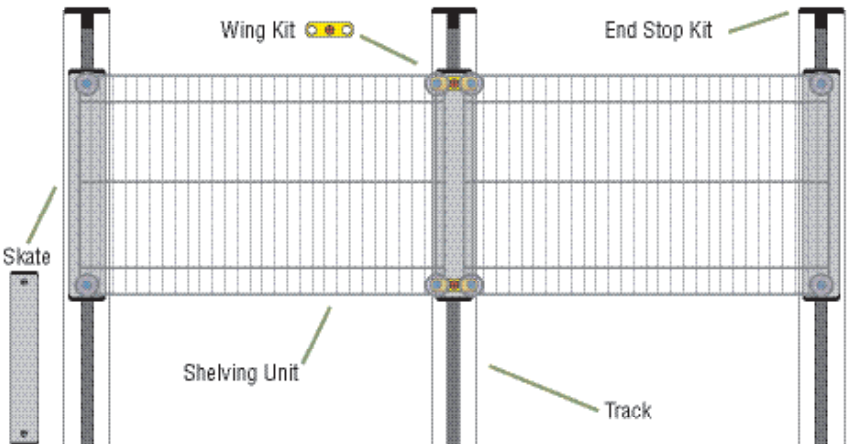


# HIGH DENSITY SLIDING FLOOR TRACK SYSTEM

**SINGLE UNIT TRACK SYSTEM**  
(Top View)



**DOUBLE UNIT TRACK SYSTEM**  
(Top View)



## SINGLE UNIT FLOOR TRACK ASSEMBLIES

Assembly kit consists of a pair of aluminum tracks with end stop kits. Hardware and assembly instructions included. (Note: custom lengths may be purchased, contact customer service.)

### SINGLE UNIT FLOOR TRACK ASSEMBLY KIT Includes 2 Tracks of Specified Length with End Stop Kits

PART NUMBER	TRACK L"(FT)	TRACK L"(IN)	WEIGHT	LIST PRICE
QVTRK-2-72EST	6'	72"	14 lbs	\$451.35
QVTRK-2-84EST	7'	84"	16 lbs	\$512.60
QVTRK-2-96EST	8'	96"	18 lbs	\$573.80
QVTRK-2-108EST	9'	108"	20 lbs	\$635.10
QVTRK-2-120EST	10'	120"	22 lbs	\$696.30
QVTRK-2-132EST	11'	132"	24 lbs	\$757.60
QVTRK-2-144EST	12'	144"	26 lbs	\$818.80
QVTRK-2-156EST	13'	156"	28 lbs	\$880.05
QVTRK-2-168EST	14'	168"	30 lbs	\$941.30
QVTRK-2-180EST	15'	180"	32 lbs	\$1,002.50
QVTRK-2-192EST	16'	192"	34 lbs	\$1,063.80
QVTRK-2-204EST	17'	204"	36 lbs	\$1,125.00
QVTRK-2-216EST	18'	216"	38 lbs	\$1,186.30
QVTRK-2-228EST	19'	228"	40 lbs	\$1,247.50
QVTRK-2-240EST	20'	240"	42 lbs	\$1,308.80

## DOUBLE UNIT FLOOR TRACK ASSEMBLIES

Each assembly kit consists of three aluminum tracks with end stop kits. Hardware and assembly instructions included. (Note: custom lengths may be purchased, contact customer service.)

### DOUBLE UNIT FLOOR TRACK ASSEMBLY KIT Includes 3 Tracks of Specified Length with End Stop Kits

PART NUMBER	TRACK L"(FT)	TRACK L"(IN)	WEIGHT	LIST PRICE
QVTRK-3-72EST	6'	72"	21 lbs	\$677.00
QVTRK-3-84EST	7'	84"	24 lbs	\$768.85
QVTRK-3-96EST	8'	96"	27 lbs	\$860.75
QVTRK-3-108EST	9'	108"	30 lbs	\$952.60
QVTRK-3-120EST	10'	120"	33 lbs	\$1,044.45
QVTRK-3-132EST	11'	132"	36 lbs	\$1,136.30
QVTRK-3-144EST	12'	144"	39 lbs	\$1,228.20
QVTRK-3-156EST	13'	156"	42 lbs	\$1,320.05
QVTRK-3-168EST	14'	168"	45 lbs	\$1,411.90
QVTRK-3-180EST	15'	180"	48 lbs	\$1,503.80
QVTRK-3-192EST	16'	192"	51 lbs	\$1,595.70
QVTRK-3-204EST	17'	204"	54 lbs	\$1,687.55
QVTRK-3-216EST	18'	216"	57 lbs	\$1,779.40
QVTRK-3-226EST	19'	226"	60 lbs	\$1,871.25
QVTRK-3-240EST	20'	240"	63 lbs	\$1,963.15

## STEP BY STEP ORDERING INSTRUCTIONS

- Select desired length of track and if you require:
  - Single Unit track (use charts on left)
  - Double Unit track (use charts on right)
- Select corresponding skate size from single or double unit charts below. Skate size should match the depth of shelving unit being utilized.
- Using the chart on the bottom of this page, determine how many shelving units will fit on your track.
- Pre-configured 4 and 5 shelf wire units are available on pgs. 11-13. Additional intermediate shelves are available on pg. 14.

## SINGLE UNIT SKATE ASSEMBLY KITS

Each kit includes two skates and all appropriate hardware. One kit is required for each single mobile unit. See Pg. 14

### SINGLE UNIT SKATE ASSEMBLY KITS

PART NUMBER	DESCRIPTION	WEIGHT	LIST PRICE
QHD18-2DR	Two 18" Skates w/Drift Resistor	8 lb	\$478.50
QHD21-2DR	Two 21" Skates w/Drift Resistor	10 lb	\$500.85
QHD24-2DR	Two 24" Skates w/Drift Resistor	12 lbs	\$522.70
QHD30-2DR	Two 30" Skates w/Drift Resistor	14 lbs	\$592.00
QHD36-2DR	Two 36" Skates w/Drift Resistor	16 lbs	\$705.05

PART NUMBER	DESCRIPTION	WEIGHT	LIST PRICE
QHD18-2NDR	Two 18" Skates	8 lb	\$440.35
QHD21-2NDR	Two 21" Skates	10 lb	\$469.60
QHD24-2NDR	Two 24" Skates	12 lbs	\$491.40
QHD30-2NDR	Two 30" Skates	14 lbs	\$509.60
QHD36-2NDR	Two 36" Skates	16 lbs	\$611.55

### DOUBLE UNIT SKATE ASSEMBLY KITS

PART NUMBER	DESCRIPTION	WEIGHT	LIST PRICE
QHD18-3DR	Three 18" Skates w/Drift Resistor	15 lbs	\$702.10
QHD21-3DR	Three 21" Skates w/Drift Resistor	18 lbs	\$735.65
QHD24-3DR	Three 24" Skates w/Drift Resistor	21 lbs	\$768.35
QHD30-3DR	Three 30" Skates w/Drift Resistor	24 lbs	\$872.25
QHD36-3DR	Three 36" Skates w/Drift Resistor	27 lbs	\$1,041.90

PART NUMBER	DESCRIPTION	WEIGHT	LIST PRICE
QHD18-3NDR	Three 18" Skates	15 lbs	\$670.80
QHD21-3NDR	Three 21" Skates	18 lbs	\$704.40
QHD24-3NDR	Three 24" Skates	21 lbs	\$737.10
QHD30-3NDR	Three 30" Skates	24 lbs	\$841.00
QHD36-3NDR	Three 36" Skates	27 lbs	\$1,010.65

### QUANTITY OF SHELVING UNITS BY WIDTH TO FIT ON LENGTH OF TRACK\*

	6'	7'	8'	9'	10'	11'	12'	13'	14'	15'	16'	17'	18'	19'	20'
18"	2	2	3	4	4	5	6	6	7	8	8	9	10	10	11
21"	1	2	2	3	4	4	5	5	6	6	7	8	8	9	9
24"	1	2	2	3	3	4	4	5	5	6	6	7	7	8	8
30"	1	1	2	2	2	3	3	4	4	4	5	5	6	6	6
36"	1	1	1	2	2	2	3	3	3	4	4	4	5	5	5

# SLIDING TOP TRACK SYSTEMS



UNITS SLIDE BACK AND FORTH WITH EASE



### TRACK ROLLER

Included with Mobile kit  
(4 per kit)

## SLIDING TOP TRACK SYSTEM

Aurora Storage's new Top Track wire shelving system provides maximum storage using a minimum of space. All kits include all necessary sections of track for assembling lengths that range from 8' to 21' (note: shelves and posts sold separately). Assembly is quick and easy and the whole system requires only single-aisle access. Casters are 5" x 1-1/4" rigid polyurethane. Top Track design provides a clear walkway and clear aisles underneath eliminating any tripping hazard. Top track extrusion manufactured of heavy-duty aluminum ensuring years of heavy-duty and reliable service.

## PERFORMANCE FEATURES & BENEFITS

- NSF approved
- Uses industrial bearings
- Corrosion free construction
- Easy to roll construction
- Fast installation
- Utilizes the structure of existing shelving
- 1,200 lb. load capacity per unit
- Can increase storage areas up to 150%



**INCREASE  
STORAGE AREAS  
UP TO 150%**

### TOP TRACK

PART NUMBER	DESCRIPTION	WEIGHT	LIST PRICE
QTK-2	One Track - 2 Feet	7 lbs	\$207.00
QTK-26	One Track - 2 1/2 Feet	9 lbs	\$234.95
QTK-5	One Track - 5 Feet	17 lbs	\$262.90
QTK-6	One Track - 6 Feet	21 lbs	\$272.25
QTK-7	One Track - 7 Feet	24 lbs	\$281.55
QTK-EP	Track End Plates with Hardware (Set of 4)	1 lb	\$46.35
QTK-CA	Track Connector with Hardware (Set of 4)	6 lbs	\$53.85

### END UNIT SINGLE SIDED TRACK BRACKET PAIR

PART NUMBER	DESCRIPTION	WEIGHT	LIST PRICE
QTK-STB18	18" Single Top Track Bracket Pair	4 lbs	\$36.00
QTK-STB21	21" Single Top Track Bracket Pair	5 lbs	\$38.85
QTK-STB24	24" Single Top Track Bracket Pair	6 lbs	\$42.70

### INTERMEDIATE UNIT DOUBLE SIDED TRACK BRACKET PAIR

PART NUMBER	DESCRIPTION	WEIGHT	LIST PRICE
QTK-DTB18	18" Single Top Track Bracket Pair	4 lbs	\$39.85
QTK-DTB21	21" Single Top Track Bracket Pair	5 lbs	\$43.75
QTK-DTB24	24" Single Top Track Bracket Pair	6 lbs	\$47.65

### MOBILE UNIT TRACK ROLLERS

PART NUMBER	DESCRIPTION	WEIGHT	LIST PRICE
QTK-CBW	Set of 4 Track Rollers	2 lbs	\$45.05

# SLIDING TOP TRACK SYSTEMS



**STATIONARY END KIT**  
(Shelves sold separately)



**INTERMEDIATE KIT**  
(Shelves sold separately)



**MOBILE KIT**  
(Shelves sold separately)

## STEP BY STEP ORDERING INSTRUCTIONS:

- Step 1 - Select desired length of track.
- Step 2 - Select corresponding stationary end kit and intermediate kits from charts. Size should match the depth of shelving unit being utilized.
- Step 3 - Using the chart on the bottom of this page, determine how many Mobile Kits will fit on your track.
- Step 4 - Wire shelves are available **on pg. 14**.

## STATIONARY END KITS

- Unit consists of:
- 8 - 86" Posts
  - 8 - Foot plates
  - 4 - Single sided top track support brackets

PART NUMBER	DESCRIPTION	WEIGHT	LIST PRICE
QTTK-E18	18" Stationary Kits	64 lbs	\$300.15
QTTK-E21	21" Stationary Kits	72 lbs	\$306.40
QTTK-E24	24" Stationary Kits	80 lbs	\$313.65

## INTERMEDIATE KITS

- Unit consists of:
- 4 - 86" Posts
  - 4 - Foot plates
  - 2 - Single sided top track support brackets

PART NUMBER	DESCRIPTION	WEIGHT	LIST PRICE
QTTK-C18	18" Intermediate Kits	32 lbs	\$159.40
QTTK-C21	21" Intermediate Kits	36 lbs	\$163.55
QTTK-C24	24" Intermediate Kits	40 lbs	\$167.70

## MOBILE KITS

- Unit consists of:
- 4 - 74" Posts
  - 4 - Track rollers
  - 2 - Tie bars
  - 4 - Rigid casters
  - 4 - Donut bumpers

PART NUMBER	DESCRIPTION	WEIGHT	LIST PRICE
QTTK-M18	18" Mobile Kits	34 lbs	\$249.45
QTTK-M21	21" Mobile Kits	36 lbs	\$251.55
QTTK-M24	24" Mobile Kits	38 lbs	\$255.65

## TOP TRACK KIT

## TOP TRACK KITS

Each kit includes two track of the same length and end plates.

PART NUMBER	TRACK L" (FT)	TRACK L" (IN)	WEIGHT	LIST PRICE
QTTK-8	8'	96"	53 lbs	\$988.45
QTTK-9	9'	108"	60 lbs	\$1,006.05
QTTK-10	10'	120"	67 lbs	\$1,073.30
QTTK-11	11'	132"	73 lbs	\$1,090.90
QTTK-12	12'	144"	80 lbs	\$1,109.55
QTTK-13	13'	156"	87 lbs	\$1,127.15
QTTK-14	14'	168"	93 lbs	\$1,144.15
QTTK-15	15'	180"	100 lbs	\$1,612.55
QTTK-16	16'	192"	107 lbs	\$1,631.20
QTTK-17	17'	204"	113 lbs	\$1,667.40
QTTK-18	18'	216"	120 lbs	\$1,685.00
QTTK-19	19'	228"	127 lbs	\$1,702.60
QTTK-20	20'	240"	133 lbs	\$1,720.20
QTTK-21	21'	252"	140 lbs	\$1,308.80

## QUANTITY OF SHELVING UNITS BY WIDTH TO FIT ON LENGTH OF TRACK\*

	6'	7'	8'	9'	10'	11'	12'	13'	14'	15'	16'	17'	18'	19'	20'
<b>18"</b>	2	2	3	4	4	5	6	6	7	8	8	9	10	10	11
<b>21"</b>	1	2	2	3	4	4	5	5	6	6	7	8	8	9	9
<b>24"</b>	1	2	2	3	3	4	4	5	5	6	6	7	7	8	8

# CHROME WIRE SHELVING UNITS

## Starter Kits

Starter kits come complete with 4 posts and 4 shelves. Additional shelves may be purchased separately. Mobilize starter shelving unit using optional caster kit, WR-00 or WR-00H.

## Add-On Kits

Additional Add-On kit allows you to expand your Starter kit by sharing a set of posts. Configuration options include straight line, back to back and right angles (L-Shape). Add-On kits come complete with 2 posts, 4 shelves and 8 S-Hooks. Additional shelves may be purchased separately. Units with Add-On kit cannot be made mobile.

*The maximum weight capacity designed for wire shelves up to 48" wide is 800 lbs. and for 54" - 72" wide is 600 lbs. Both estimates assume a 100% balanced load. The higher the weight capacity and / or shelving width, the higher the propensity for minor deflection or sag which is considered the natural flex of wire and not a defect or abnormality. [If this poses concern, please consider use of our Heavy Duty Wire Shelves, designed to minimize deflection found on page 14 and labeled under the "HD" product numbers.]*



Add-On

### Chrome Starter Kit

#### 54" High: 4 Shelves/3 Openings

PART NUMBER	W	D	H	WEIGHT	LIST PRICE
QWR54-1236C	36" x 12" x 54"			40 lbs.	\$189.55
QWR54-1242C	42" x 12" x 54"			44 lbs.	\$208.85
QWR54-1248C	48" x 12" x 54"			48 lbs.	\$230.35
QWR54-1260C	60" x 12" x 54"			56 lbs.	\$283.05
QWR54-1272C	72" x 12" x 54"			64 lbs.	\$321.50
QWR54-1424C	24" x 14" x 54"			36 lbs.	\$173.25
QWR54-1430C	30" x 14" x 54"			40 lbs.	\$186.90
QWR54-1436C	36" x 14" x 54"			44 lbs.	\$203.95
QWR54-1442C	42" x 14" x 54"			52 lbs.	\$217.55
QWR54-1448C	48" x 14" x 54"			56 lbs.	\$236.85
QWR54-1454C	54" x 14" x 54"			60 lbs.	\$252.60
QWR54-1460C	60" x 14" x 54"			68 lbs.	\$273.15
QWR54-1472C	72" x 14" x 54"			80 lbs.	\$302.15
QWR54-1824C	24" x 18" x 54"			40 lbs.	\$197.20
QWR54-1830C	30" x 18" x 54"			44 lbs.	\$207.55
QWR54-1836C	36" x 18" x 54"			52 lbs.	\$217.70
QWR54-1842C	42" x 18" x 54"			56 lbs.	\$245.25
QWR54-1848C	48" x 18" x 54"			60 lbs.	\$270.05
QWR54-1854C	54" x 18" x 54"			72 lbs.	\$300.55
QWR54-1860C	60" x 18" x 54"			80 lbs.	\$316.55
QWR54-1872C	72" x 18" x 54"			92 lbs.	\$356.25
QWR54-2124C	24" x 21" x 54"			44 lbs.	\$210.85
QWR54-2130C	30" x 21" x 54"			48 lbs.	\$231.55
QWR54-2136C	36" x 21" x 54"			56 lbs.	\$248.70
QWR54-2142C	42" x 21" x 54"			60 lbs.	\$269.15
QWR54-2148C	48" x 21" x 54"			68 lbs.	\$294.90
QWR54-2154C	54" x 21" x 54"			76 lbs.	\$322.70
QWR54-2160C	60" x 21" x 54"			84 lbs.	\$349.00
QWR54-2172C	72" x 21" x 54"			108 lbs.	\$396.05
QWR54-2424C	24" x 24" x 54"			48 lbs.	\$238.50
QWR54-2430C	30" x 24" x 54"			56 lbs.	\$252.15
QWR54-2436C	36" x 24" x 54"			64 lbs.	\$262.35
QWR54-2442C	42" x 24" x 54"			72 lbs.	\$289.80
QWR54-2448C	48" x 24" x 54"			76 lbs.	\$312.00
QWR54-2454C	54" x 24" x 54"			84 lbs.	\$347.10
QWR54-2460C	60" x 24" x 54"			96 lbs.	\$381.70
QWR54-2472C	72" x 24" x 54"			116 lbs.	\$439.40
QWR54-3036C	36" x 30" x 54"			72 lbs.	\$334.40
QWR54-3042C	42" x 30" x 54"			84 lbs.	\$374.10
QWR54-3048C	48" x 30" x 54"			96 lbs.	\$399.60
QWR54-3060C	60" x 30" x 54"			120 lbs.	\$461.30
QWR54-3072C	72" x 30" x 54"			136 lbs.	\$540.55
QWR54-3636C	36" x 36" x 54"			84 lbs.	\$381.80
QWR54-3648C	48" x 36" x 54"			104 lbs.	\$443.00
QWR54-3660C	60" x 36" x 54"			128 lbs.	\$527.70
QWR54-3672C	72" x 36" x 54"			136 lbs.	\$606.10

### Chrome Add-On Kit

#### 54" High: 4 Shelves/3 Openings

PART NUMBER	W	D	H	WEIGHT	LIST PRICE
QAD54-1236C	36" x 12" x 54"			36 lbs.	\$172.50
QAD54-1242C	42" x 12" x 54"			40 lbs.	\$191.70
QAD54-1248C	48" x 12" x 54"			44 lbs.	\$213.30
QAD54-1260C	60" x 12" x 54"			52 lbs.	\$265.95
QAD54-1272C	72" x 12" x 54"			60 lbs.	\$304.45
QAD54-1424C	24" x 14" x 54"			32 lbs.	\$156.10
QAD54-1430C	30" x 14" x 54"			36 lbs.	\$169.80
QAD54-1436C	36" x 14" x 54"			40 lbs.	\$186.90
QAD54-1442C	42" x 14" x 54"			48 lbs.	\$200.45
QAD54-1448C	48" x 14" x 54"			52 lbs.	\$219.80
QAD54-1454C	54" x 14" x 54"			56 lbs.	\$235.55
QAD54-1460C	60" x 14" x 54"			64 lbs.	\$256.15
QAD54-1472C	72" x 14" x 54"			76 lbs.	\$285.05
QAD54-1824C	24" x 18" x 54"			36 lbs.	\$180.10
QAD54-1830C	30" x 18" x 54"			40 lbs.	\$190.40
QAD54-1836C	36" x 18" x 54"			48 lbs.	\$200.60
QAD54-1842C	42" x 18" x 54"			52 lbs.	\$228.20
QAD54-1848C	48" x 18" x 54"			56 lbs.	\$252.95
QAD54-1854C	54" x 18" x 54"			64 lbs.	\$283.40
QAD54-1860C	60" x 18" x 54"			76 lbs.	\$299.45
QAD54-1872C	72" x 18" x 54"			36 lbs.	\$339.20
QAD54-2124C	24" x 21" x 54"			40 lbs.	\$193.75
QAD54-2130C	30" x 21" x 54"			48 lbs.	\$214.45
QAD54-2136C	36" x 21" x 54"			52 lbs.	\$231.55
QAD54-2142C	42" x 21" x 54"			56 lbs.	\$252.15
QAD54-2148C	48" x 21" x 54"			68 lbs.	\$277.80
QAD54-2154C	54" x 21" x 54"			76 lbs.	\$305.65
QAD54-2160C	60" x 21" x 54"			88 lbs.	\$331.95
QAD54-2172C	72" x 21" x 54"			104 lbs.	\$379.00
QAD54-2424C	24" x 24" x 54"			44 lbs.	\$221.35
QAD54-2430C	30" x 24" x 54"			52 lbs.	\$235.05
QAD54-2436C	36" x 24" x 54"			60 lbs.	\$245.30
QAD54-2442C	42" x 24" x 54"			68 lbs.	\$272.75
QAD54-2448C	48" x 24" x 54"			72 lbs.	\$294.95
QAD54-2454C	54" x 24" x 54"			80 lbs.	\$330.10
QAD54-2460C	60" x 24" x 54"			92 lbs.	\$364.60
QAD54-2472C	72" x 24" x 54"			114 lbs.	\$422.30
QAD54-3036C	36" x 30" x 54"			68 lbs.	\$317.30
QAD54-3042C	42" x 30" x 54"			80 lbs.	\$357.10
QAD54-3048C	48" x 30" x 54"			92 lbs.	\$382.55
QAD54-3060C	60" x 30" x 54"			116 lbs.	\$444.30
QAD54-3072C	72" x 30" x 54"			132 lbs.	\$523.45
QAD54-3636C	36" x 36" x 54"			80 lbs.	\$364.70
QAD54-3648C	48" x 36" x 54"			100 lbs.	\$425.85
QAD54-3660C	60" x 36" x 54"			124 lbs.	\$510.65
QAD54-3672C	72" x 36" x 54"			132 lbs.	\$589.05

Shelving units include 4 posts and 4 shelves. Add-On units include 2 posts, 4 shelves and 8 S-Hooks.

# CHROME WIRE SHELVING UNITS

## Starter Kits

Starter kits come complete with 4 posts and 4 shelves. Additional shelves may be purchased separately. Mobilize starter shelving unit using optional caster kit, WR-00 or WR-00H.

## Add-On Kits

Additional Add-On kit allows you to expand your Starter kit by sharing a set of posts. Configuration options include straight line, back to back and right angles (L-Shape). Add-On kits come complete with 2 posts, 4 shelves and 8 S-Hooks. Additional shelves may be purchased separately. Units with Add-On kit cannot be made mobile.

*The maximum weight capacity designed for wire shelves up to 48" wide is 800 lbs. and for 54" - 72" wide is 600 lbs. Both estimates assume a 100% balanced load. The higher the weight capacity and / or shelving width, the higher the propensity for minor deflection or sag which is considered the natural flex of wire and not a defect or abnormality. [If this poses concern, please consider use of our Heavy Duty Wire Shelves, designed to minimize deflection found on page 14 and labeled under the "HD" product numbers.]*



Starter



Starter



Add-On

### Chrome Starter Kit 63" High: 4 Shelves/3 Openings

PART NUMBER	W	D	H	WEIGHT	LIST PRICE
QWR63-1236C	36"	12"	63"	42 lbs.	\$198.50
QWR63-1242C	42"	12"	63"	46 lbs.	\$217.70
QWR63-1248C	48"	12"	63"	52 lbs.	\$239.20
QWR63-1260C	60"	12"	63"	60 lbs.	\$291.90
QWR63-1272C	72"	12"	63"	68 lbs.	\$330.40
QWR63-1424C	24"	14"	63"	40 lbs.	\$182.15
QWR63-1430C	30"	14"	63"	44 lbs.	\$195.80
QWR63-1436C	36"	14"	63"	48 lbs.	\$212.85
QWR63-1442C	42"	14"	63"	56 lbs.	\$226.50
QWR63-1448C	48"	14"	63"	60 lbs.	\$245.80
QWR63-1454C	54"	14"	63"	64 lbs.	\$261.55
QWR63-1460C	60"	14"	63"	72 lbs.	\$282.10
QWR63-1472C	72"	14"	63"	84 lbs.	\$311.10
QWR63-1824C	24"	18"	63"	44 lbs.	\$206.15
QWR63-1830C	30"	18"	63"	48 lbs.	\$216.40
QWR63-1836C	36"	18"	63"	54 lbs.	\$226.65
QWR63-1842C	42"	18"	63"	58 lbs.	\$254.15
QWR63-1848C	48"	18"	63"	62 lbs.	\$278.95
QWR63-1854C	54"	18"	63"	74 lbs.	\$309.40
QWR63-1860C	60"	18"	63"	82 lbs.	\$325.40
QWR63-1872C	72"	18"	63"	94 lbs.	\$365.20
QWR63-2124C	24"	21"	63"	46 lbs.	\$219.75
QWR63-2130C	30"	21"	63"	50 lbs.	\$240.45
QWR63-2136C	36"	21"	63"	58 lbs.	\$257.60
QWR63-2142C	42"	21"	63"	62 lbs.	\$278.05
QWR63-2148C	48"	21"	63"	70 lbs.	\$303.80
QWR63-2154C	54"	21"	63"	78 lbs.	\$331.65
QWR63-2160C	60"	21"	63"	86 lbs.	\$357.90
QWR63-2172C	72"	21"	63"	110 lbs.	\$404.95
QWR63-2424C	24"	24"	63"	50 lbs.	\$247.35
QWR63-2430C	30"	24"	63"	58 lbs.	\$261.05
QWR63-2436C	36"	24"	63"	66 lbs.	\$271.30
QWR63-2442C	42"	24"	63"	74 lbs.	\$298.65
QWR63-2448C	48"	24"	63"	78 lbs.	\$320.90
QWR63-2454C	54"	24"	63"	86 lbs.	\$356.00
QWR63-2460C	60"	24"	63"	98 lbs.	\$390.60
QWR63-2472C	72"	24"	63"	118 lbs.	\$448.35
QWR63-3036C	36"	30"	63"	74 lbs.	\$343.35
QWR63-3042C	42"	30"	63"	86 lbs.	\$383.05
QWR63-3048C	48"	30"	63"	98 lbs.	\$408.55
QWR63-3060C	60"	30"	63"	122 lbs.	\$470.25
QWR63-3072C	72"	30"	63"	138 lbs.	\$549.50
QWR63-3636C	36"	36"	63"	86 lbs.	\$390.75
QWR63-3648C	48"	36"	63"	106 lbs.	\$451.85
QWR63-3660C	60"	36"	63"	130 lbs.	\$536.60
QWR63-3672C	72"	36"	63"	138 lbs.	\$615.00

### Chrome Add-On Kit 63" High: 4 Shelves/3 Openings

PART NUMBER	W	D	H	WEIGHT	LIST PRICE
QAD63-1236C	36"	12"	63"	37 lbs.	\$176.95
QAD63-1242C	42"	12"	63"	41 lbs.	\$196.15
QAD63-1248C	48"	12"	63"	45 lbs.	\$217.70
QAD63-1260C	60"	12"	63"	53 lbs.	\$270.35
QAD63-1272C	72"	12"	63"	61 lbs.	\$308.90
QAD63-1424C	24"	14"	63"	33 lbs.	\$160.60
QAD63-1430C	30"	14"	63"	37 lbs.	\$174.25
QAD63-1436C	36"	14"	63"	41 lbs.	\$191.40
QAD63-1442C	42"	14"	63"	49 lbs.	\$204.95
QAD63-1448C	48"	14"	63"	53 lbs.	\$224.25
QAD63-1454C	54"	14"	63"	57 lbs.	\$240.05
QAD63-1460C	60"	14"	63"	65 lbs.	\$260.60
QAD63-1472C	72"	14"	63"	77 lbs.	\$289.55
QAD63-1824C	24"	18"	63"	37 lbs.	\$184.60
QAD63-1830C	30"	18"	63"	41 lbs.	\$194.85
QAD63-1836C	36"	18"	63"	49 lbs.	\$205.10
QAD63-1842C	42"	18"	63"	53 lbs.	\$232.65
QAD63-1848C	48"	18"	63"	57 lbs.	\$257.50
QAD63-1854C	54"	18"	63"	69 lbs.	\$287.85
QAD63-1860C	60"	18"	63"	77 lbs.	\$303.90
QAD63-1872C	72"	18"	63"	89 lbs.	\$343.70
QAD63-2124C	24"	21"	63"	41 lbs.	\$198.20
QAD63-2130C	30"	21"	63"	45 lbs.	\$218.90
QAD63-2136C	36"	21"	63"	53 lbs.	\$236.05
QAD63-2142C	42"	21"	63"	57 lbs.	\$256.60
QAD63-2148C	48"	21"	63"	65 lbs.	\$282.25
QAD63-2154C	54"	21"	63"	73 lbs.	\$310.10
QAD63-2160C	60"	21"	63"	81 lbs.	\$336.40
QAD63-2172C	72"	21"	63"	105 lbs.	\$383.45
QAD63-2424C	24"	24"	63"	45 lbs.	\$225.80
QAD63-2430C	30"	24"	63"	53 lbs.	\$239.50
QAD63-2436C	36"	24"	63"	61 lbs.	\$249.75
QAD63-2442C	42"	24"	63"	69 lbs.	\$277.15
QAD63-2448C	48"	24"	63"	73 lbs.	\$299.40
QAD63-2454C	54"	24"	63"	81 lbs.	\$334.50
QAD63-2460C	60"	24"	63"	93 lbs.	\$369.05
QAD63-2472C	72"	24"	63"	113 lbs.	\$426.80
QAD63-3036C	36"	30"	63"	69 lbs.	\$321.80
QAD63-3042C	42"	30"	63"	81 lbs.	\$361.55
QAD63-3048C	48"	30"	63"	93 lbs.	\$387.00
QAD63-3060C	60"	30"	63"	117 lbs.	\$448.75
QAD63-3072C	72"	30"	63"	133 lbs.	\$527.95
QAD63-3636C	36"	36"	63"	81 lbs.	\$369.20
QAD63-3648C	48"	36"	63"	101 lbs.	\$430.30
QAD63-3660C	60"	36"	63"	125 lbs.	\$515.10
QAD63-3672C	72"	36"	63"	133 lbs.	\$593.50

Shelving units include 4 posts and 4 shelves. Add-On units include 2 posts, 4 shelves and 8 S-Hooks.

# CHROME WIRE SHELVING UNITS

## Starter Kits

Starter kits come complete with 4 posts and 4 shelves. Additional shelves may be purchased separately. Mobilize starter shelving unit using optional caster kit, WR-00 or WR-00H.

## Add-On Kits

Additional Add-On kit allows you to expand your Starter kit by sharing a set of posts. Configuration options include straight line, back to back and right angles (L-Shape). Add-On kits come complete with 2 posts, 4 shelves and 8 S-Hooks. Additional shelves may be purchased separately. Units with Add-On kit cannot be made mobile.

*The maximum weight capacity designed for wire shelves up to 48" wide is 800 lbs. and for 54" - 72" wide is 600 lbs. Both estimates assume a 100% balanced load. The higher the weight capacity and / or shelving width, the higher the propensity for minor deflection or sag which is considered the natural flex of wire and not a defect or abnormality. [If this poses concern, please consider use of our Heavy Duty Wire Shelves, designed to minimize deflection found on page 14 and labeled under the "HD" product numbers.]*



Starter

Add-On



Add-On

### Chrome Starter Kit

#### 74" High: 4 Shelves/3 Openings

PART NUMBER	W	D	H	WEIGHT	LIST PRICE
QWR74-1236C	36"	12"	74"	44 lbs.	\$205.60
QWR74-1242C	42"	12"	74"	48 lbs.	\$224.80
QWR74-1248C	48"	12"	74"	52 lbs.	\$246.35
QWR74-1260C	60"	12"	74"	60 lbs.	\$299.10
QWR74-1272C	72"	12"	74"	68 lbs.	\$337.55
QWR74-1424C	24"	14"	74"	40 lbs.	\$189.25
QWR74-1430C	30"	14"	74"	44 lbs.	\$202.95
QWR74-1436C	36"	14"	74"	48 lbs.	\$220.00
QWR74-1442C	42"	14"	74"	56 lbs.	\$233.55
QWR74-1448C	48"	14"	74"	60 lbs.	\$252.85
QWR74-1454C	54"	14"	74"	64 lbs.	\$268.65
QWR74-1460C	60"	14"	74"	72 lbs.	\$289.25
QWR74-1472C	72"	14"	74"	84 lbs.	\$318.20
QWR74-1824C	24"	18"	74"	44 lbs.	\$213.30
QWR74-1830C	30"	18"	74"	48 lbs.	\$223.60
QWR74-1836C	36"	18"	74"	56 lbs.	\$233.70
QWR74-1842C	42"	18"	74"	60 lbs.	\$261.30
QWR74-1848C	48"	18"	74"	64 lbs.	\$286.10
QWR74-1854C	54"	18"	74"	76 lbs.	\$316.55
QWR74-1860C	60"	18"	74"	84 lbs.	\$332.60
QWR74-1872C	72"	18"	74"	96 lbs.	\$372.35
QWR74-2124C	24"	21"	74"	48 lbs.	\$226.90
QWR74-2130C	30"	21"	74"	52 lbs.	\$247.60
QWR74-2136C	36"	21"	74"	60 lbs.	\$264.65
QWR74-2142C	42"	21"	74"	64 lbs.	\$285.20
QWR74-2148C	48"	21"	74"	72 lbs.	\$310.90
QWR74-2154C	54"	21"	74"	80 lbs.	\$338.70
QWR74-2160C	60"	21"	74"	88 lbs.	\$365.05
QWR74-2172C	72"	21"	74"	112 lbs.	\$412.10
QWR74-2424C	24"	24"	74"	52 lbs.	\$254.55
QWR74-2430C	30"	24"	74"	60 lbs.	\$268.20
QWR74-2436C	36"	24"	74"	68 lbs.	\$278.40
QWR74-2442C	42"	24"	74"	76 lbs.	\$305.85
QWR74-2448C	48"	24"	74"	80 lbs.	\$328.05
QWR74-2454C	54"	24"	74"	88 lbs.	\$363.15
QWR74-2460C	60"	24"	74"	100 lbs.	\$397.70
QWR74-2472C	72"	24"	74"	120 lbs.	\$455.40
QWR74-3036C	36"	30"	74"	76 lbs.	\$350.40
QWR74-3042C	42"	30"	74"	88 lbs.	\$390.15
QWR74-3048C	48"	30"	74"	100 lbs.	\$415.70
QWR74-3060C	60"	30"	74"	124 lbs.	\$477.35
QWR74-3072C	72"	30"	74"	140 lbs.	\$556.65
QWR74-3636C	36"	36"	74"	88 lbs.	\$397.80
QWR74-3648C	48"	36"	74"	108 lbs.	\$459.05
QWR74-3660C	60"	36"	74"	132 lbs.	\$543.70
QWR74-3672C	72"	36"	74"	140 lbs.	\$622.15

### Chrome Add-On Kit

#### 74" High: 4 Shelves/3 Openings

PART NUMBER	W	D	H	WEIGHT	LIST PRICE
QAD74-1236C	36"	12"	74"	38 lbs.	\$180.50
QAD74-1242C	42"	12"	74"	42 lbs.	\$199.80
QAD74-1248C	48"	12"	74"	46 lbs.	\$221.25
QAD74-1260C	60"	12"	74"	54 lbs.	\$273.95
QAD74-1272C	72"	12"	74"	62 lbs.	\$312.50
QAD74-1424C	24"	14"	74"	34 lbs.	\$164.10
QAD74-1430C	30"	14"	74"	38 lbs.	\$177.90
QAD74-1436C	36"	14"	74"	42 lbs.	\$194.90
QAD74-1442C	42"	14"	74"	50 lbs.	\$208.45
QAD74-1448C	48"	14"	74"	54 lbs.	\$227.80
QAD74-1454C	54"	14"	74"	58 lbs.	\$243.55
QAD74-1460C	60"	14"	74"	66 lbs.	\$264.15
QAD74-1472C	72"	14"	74"	78 lbs.	\$293.10
QAD74-1824C	24"	18"	74"	38 lbs.	\$188.15
QAD74-1830C	30"	18"	74"	42 lbs.	\$198.45
QAD74-1836C	36"	18"	74"	50 lbs.	\$208.60
QAD74-1842C	42"	18"	74"	54 lbs.	\$236.20
QAD74-1848C	48"	18"	74"	58 lbs.	\$261.00
QAD74-1854C	54"	18"	74"	70 lbs.	\$291.40
QAD74-1860C	60"	18"	74"	78 lbs.	\$307.45
QAD74-1872C	72"	18"	74"	90 lbs.	\$347.20
QAD74-2124C	24"	21"	74"	42 lbs.	\$201.80
QAD74-2130C	30"	21"	74"	46 lbs.	\$222.50
QAD74-2136C	36"	21"	74"	54 lbs.	\$231.45
QAD74-2142C	42"	21"	74"	58 lbs.	\$260.15
QAD74-2148C	48"	21"	74"	66 lbs.	\$285.85
QAD74-2154C	54"	21"	74"	74 lbs.	\$313.65
QAD74-2160C	60"	21"	74"	82 lbs.	\$339.95
QAD74-2172C	72"	21"	74"	106 lbs.	\$387.00
QAD74-2424C	24"	24"	74"	46 lbs.	\$229.45
QAD74-2430C	30"	24"	74"	54 lbs.	\$243.10
QAD74-2436C	36"	24"	74"	62 lbs.	\$280.75
QAD74-2442C	42"	24"	74"	70 lbs.	\$302.95
QAD74-2448C	48"	24"	74"	74 lbs.	\$338.10
QAD74-2454C	54"	24"	74"	82 lbs.	\$326.65
QAD74-2460C	60"	24"	74"	94 lbs.	\$372.60
QAD74-2472C	72"	24"	74"	114 lbs.	\$430.30
QAD74-3036C	36"	30"	74"	70 lbs.	\$325.30
QAD74-3042C	42"	30"	74"	82 lbs.	\$365.10
QAD74-3048C	48"	30"	74"	94 lbs.	\$390.60
QAD74-3060C	60"	30"	74"	118 lbs.	\$452.30
QAD74-3072C	72"	30"	74"	134 lbs.	\$531.50
QAD74-3636C	36"	36"	74"	82 lbs.	\$372.70
QAD74-3648C	48"	36"	74"	102 lbs.	\$433.90
QAD74-3660C	60"	36"	74"	126 lbs.	\$518.65
QAD74-3672C	72"	36"	74"	134 lbs.	\$597.05

Shelving units include 4 posts and 4 shelves. Add-On units include 2 posts, 4 shelves and 8 S-Hooks.

# CHROME WIRE SHELVING UNITS

## Starter Kits

Starter kits come complete with 4 posts and 4 shelves. Additional shelves may be purchased separately. Mobilize starter shelving unit using optional caster kit, WR-00 or WR-00H.

## Add-On Kits

Additional Add-On kit allows you to expand your Starter kit by sharing a set of posts. Configuration options include straight line, back to back and right angles (L-Shape). Add-On kits come complete with 2 posts, 4 shelves and 8 S-Hooks. Additional shelves may be purchased separately. Units with Add-On kit cannot be made mobile.

*The maximum weight capacity designed for wire shelves up to 48" wide is 800 lbs. and for 54" - 72" wide is 600 lbs. Both estimates assume a 100% balanced load. The higher the weight capacity and / or shelving width, the higher the propensity for minor deflection or sag which is considered the natural flex of wire and not a defect or abnormality. [If this poses concern, please consider use of our Heavy Duty Wire Shelves, designed to minimize deflection found on page 14 and labeled under the "HD" product numbers.]*



Starter

Add-On



Add-On

### Chrome Starter Kit 86" High: 4 Shelves/3 Openings

PART NUMBER	W	D	H	WEIGHT	LIST PRICE
QWR86-1236C	36"	12"	86"	48 lbs.	\$215.85
QWR86-1242C	42"	12"	86"	52 lbs.	\$235.10
QWR86-1248C	48"	12"	86"	56 lbs.	\$256.65
QWR86-1260C	60"	12"	86"	64 lbs.	\$309.35
QWR86-1272C	72"	12"	86"	72 lbs.	\$347.85
QWR86-1424C	24"	14"	86"	44 lbs.	\$199.55
QWR86-1430C	30"	14"	86"	48 lbs.	\$213.25
QWR86-1436C	36"	14"	86"	52 lbs.	\$230.30
QWR86-1442C	42"	14"	86"	60 lbs.	\$243.85
QWR86-1448C	48"	14"	86"	64 lbs.	\$263.20
QWR86-1454C	54"	14"	86"	68 lbs.	\$278.95
QWR86-1460C	60"	14"	86"	76 lbs.	\$299.55
QWR86-1472C	72"	14"	86"	88 lbs.	\$328.45
QWR86-1824C	24"	18"	86"	48 lbs.	\$223.60
QWR86-1830C	30"	18"	86"	52 lbs.	\$233.85
QWR86-1836C	36"	18"	86"	52 lbs.	\$244.00
QWR86-1842C	42"	18"	86"	64 lbs.	\$271.60
QWR86-1848C	48"	18"	86"	68 lbs.	\$296.40
QWR86-1854C	54"	18"	86"	80 lbs.	\$326.80
QWR86-1860C	60"	18"	86"	88 lbs.	\$342.85
QWR86-1872C	72"	18"	86"	100 lbs.	\$382.65
QWR86-2124C	24"	21"	86"	52 lbs.	\$237.20
QWR86-2130C	30"	21"	86"	56 lbs.	\$257.90
QWR86-2136C	36"	21"	86"	64 lbs.	\$275.00
QWR86-2142C	42"	21"	86"	68 lbs.	\$295.50
QWR86-2148C	48"	21"	86"	76 lbs.	\$321.20
QWR86-2154C	54"	21"	86"	84 lbs.	\$349.00
QWR86-2160C	60"	21"	86"	92 lbs.	\$375.35
QWR86-2172C	72"	21"	86"	116 lbs.	\$422.35
QWR86-2424C	24"	24"	86"	56 lbs.	\$264.75
QWR86-2430C	30"	24"	86"	64 lbs.	\$278.50
QWR86-2436C	36"	24"	86"	72 lbs.	\$288.70
QWR86-2442C	42"	24"	86"	80 lbs.	\$316.10
QWR86-2448C	48"	24"	86"	84 lbs.	\$338.35
QWR86-2454C	54"	24"	86"	92 lbs.	\$373.45
QWR86-2460C	60"	24"	86"	104 lbs.	\$408.00
QWR86-2472C	72"	24"	86"	124 lbs.	\$465.65
QWR86-3036C	36"	30"	86"	80 lbs.	\$360.70
QWR86-3042C	42"	30"	86"	92 lbs.	\$400.45
QWR86-3048C	48"	30"	86"	104 lbs.	\$425.95
QWR86-3060C	60"	30"	86"	128 lbs.	\$487.65
QWR86-3072C	72"	30"	86"	144 lbs.	\$566.95
QWR86-3636C	36"	36"	86"	92 lbs.	\$408.10
QWR86-3648C	48"	36"	86"	112 lbs.	\$469.30
QWR86-3660C	60"	36"	86"	136 lbs.	\$554.00
QWR86-3672C	72"	36"	86"	144 lbs.	\$632.40

### Chrome Add-On Kit 86" High: 4 Shelves/3 Openings


PART NUMBER	W	D	H	WEIGHT	LIST PRICE
QAD86-1236C	36"	12"	86"	40 lbs.	\$186.05
QAD86-1242C	42"	12"	86"	44 lbs.	\$205.25
QAD86-1248C	48"	12"	86"	48 lbs.	\$226.80
QAD86-1260C	60"	12"	86"	56 lbs.	\$279.45
QAD86-1272C	72"	12"	86"	64 lbs.	\$317.95
QAD86-1424C	24"	14"	86"	36 lbs.	\$169.65
QAD86-1430C	30"	14"	86"	40 lbs.	\$183.35
QAD86-1436C	36"	14"	86"	44 lbs.	\$200.40
QAD86-1442C	42"	14"	86"	52 lbs.	\$213.95
QAD86-1448C	48"	14"	86"	56 lbs.	\$233.35
QAD86-1454C	54"	14"	86"	60 lbs.	\$249.15
QAD86-1460C	60"	14"	86"	68 lbs.	\$269.70
QAD86-1472C	72"	14"	86"	80 lbs.	\$298.55
QAD86-1824C	24"	18"	86"	40 lbs.	\$193.65
QAD86-1830C	30"	18"	86"	44 lbs.	\$203.95
QAD86-1836C	36"	18"	86"	52 lbs.	\$214.20
QAD86-1842C	42"	18"	86"	56 lbs.	\$241.75
QAD86-1848C	48"	18"	86"	60 lbs.	\$266.50
QAD86-1854C	54"	18"	86"	72 lbs.	\$296.95
QAD86-1860C	60"	18"	86"	80 lbs.	\$313.00
QAD86-1872C	72"	18"	86"	92 lbs.	\$352.80
QAD86-2124C	24"	21"	86"	44 lbs.	\$207.30
QAD86-2130C	30"	21"	86"	48 lbs.	\$228.05
QAD86-2136C	36"	21"	86"	56 lbs.	\$245.15
QAD86-2142C	42"	21"	86"	60 lbs.	\$265.65
QAD86-2148C	48"	21"	86"	98 lbs.	\$291.30
QAD86-2154C	54"	21"	86"	76 lbs.	\$319.15
QAD86-2160C	60"	21"	86"	84 lbs.	\$345.50
QAD86-2172C	72"	21"	86"	108 lbs.	\$392.55
QAD86-2424C	24"	24"	86"	48 lbs.	\$234.90
QAD86-2430C	30"	24"	86"	56 lbs.	\$248.65
QAD86-2436C	36"	24"	86"	64 lbs.	\$258.80
QAD86-2442C	42"	24"	86"	72 lbs.	\$286.25
QAD86-2448C	48"	24"	86"	76 lbs.	\$308.50
QAD86-2454C	54"	24"	86"	84 lbs.	\$343.60
QAD86-2460C	60"	24"	86"	96 lbs.	\$378.10
QAD86-2472C	72"	24"	86"	116 lbs.	\$435.85
QAD86-3036C	36"	30"	86"	72 lbs.	\$330.85
QAD86-3042C	42"	30"	86"	84 lbs.	\$370.65
QAD86-3048C	48"	30"	86"	96 lbs.	\$396.10
QAD86-3060C	60"	30"	86"	120 lbs.	\$457.80
QAD86-3072C	72"	30"	86"	136 lbs.	\$537.10
QAD86-3636C	36"	36"	86"	84 lbs.	\$378.30
QAD86-3648C	48"	36"	86"	104 lbs.	\$439.45
QAD86-3660C	60"	36"	86"	128 lbs.	\$524.15
QAD86-3672C	72"	36"	86"	136 lbs.	\$602.60

Shelving units include 4 posts and 4 shelves. Add-On units include 2 posts, 4 shelves and 8 S-Hooks.

# CHROME WIRE SHELVES & POSTS

## Performance Features

- All welded construction with additional wire trussing for high strength characteristics
- Top mat wires run front to back (except on 36" x 12" size) for ease of loading and unloading
- Wire allows air to circulate and light to penetrate for increased product visibility
- Minimal dirt accumulation
- Split conical sleeve adaptors secure shelf corner to post
- Numbered grooved posts on 1 inch increments for quick assembly
- No tools required for assembly
- Adjustable foot levelers
- Durable finishes
- Aesthetically pleasing
- Optional accessories
- Applicable for Industrial, Healthcare, Food Service and Retail Markets
- National Sanitation Foundation (NSF) Approved
- Shipped KD Class 70



Q1836C

The maximum weight capacity designed for wire shelves up to 48" wide is 800 lbs. and for 54" - 72" wide is 600 lbs. Both estimates assume a 100% balanced load. The higher the weight capacity and / or shelving width, the higher the propensity for minor deflection or sag which is considered the natural flex of wire and not a defect or abnormality. **[If this poses concern, please consider use of our Heavy Duty Wire Shelves, designed to minimize deflection found on page 14 and labeled under the "HD" product numbers.]**

### 12" DEEP WIRE SHELVES

PART NUMBER	W	D	WEIGHT	LIST PRICE
Q1224C	24"	12"	6 lbs.	\$24.95
Q1230C	30"	12"	6 lbs.	\$29.65
Q1236C	36"	12"	7 lbs.	\$33.30
Q1242C	42"	12"	8 lbs.	\$38.10
Q1248C	48"	12"	9 lbs.	\$43.50
Q1260C	60"	12"	14 lbs.	\$56.75
Q1272C	72"	12"	17 lbs.	\$66.30

### 14" DEEP WIRE SHELVES

PART NUMBER	W	D	WEIGHT	LIST PRICE
Q1424C	24"	14"	6 lbs.	\$29.25
Q1430C	30"	14"	7 lbs.	\$32.65
Q1436C	36"	14"	8 lbs.	\$36.90
Q1442C	42"	14"	10 lbs.	\$40.30
Q1448C	48"	14"	11 lbs.	\$45.15
Q1454C	54"	14"	12 lbs.	\$49.10
Q1460C	60"	14"	14 lbs.	\$54.25
Q1472C	72"	14"	17 lbs.	\$61.45

### 18" DEEP WIRE SHELVES

PART NUMBER	W	D	WEIGHT	LIST PRICE
Q1824C	24"	18"	7 lbs.	\$35.25
Q1830C	30"	18"	8 lbs.	\$37.80
Q1836C	36"	18"	10 lbs.	\$40.35
Q1842C	42"	18"	11 lbs.	\$47.20
Q1848C	48"	18"	14 lbs.	\$53.45
Q1854C	54"	18"	15 lbs.	\$61.10
Q1860C	60"	18"	17 lbs.	\$65.05
Q1872C	72"	18"	20 lbs.	\$75.00

### 21" Deep Wire Shelves

PART NUMBER	W	D	WEIGHT	LIST PRICE
Q2124C	24"	21"	8 lbs.	\$38.65
Q2130C	30"	21"	9 lbs.	\$43.80
Q2136C	36"	21"	11 lbs.	\$48.10
Q2142C	42"	21"	12 lbs.	\$53.20
Q2148C	48"	21"	14 lbs.	\$59.65
Q2154C	54"	21"	16 lbs.	\$66.60
Q2160C	60"	21"	18 lbs.	\$73.20
Q2172C	72"	21"	24 lbs.	\$85.00

### 24" DEEP WIRE SHELVES

PART NUMBER	W	D	WEIGHT	LIST PRICE
Q2424C	24"	24"	9 lbs.	\$45.55
Q2430C	30"	24"	11 lbs.	\$49.00
Q2436C	36"	24"	13 lbs.	\$51.50
Q2442C	42"	24"	15 lbs.	\$58.40
Q2448C	48"	24"	16 lbs.	\$63.95
Q2454C	54"	24"	18 lbs.	\$72.70
Q2460C	60"	24"	21 lbs.	\$81.35
Q2466C	66"	24"	23 lbs.	\$87.85
Q2472C	72"	24"	26 lbs.	\$95.80

### 30" DEEP WIRE SHELVES

PART NUMBER	W	D	WEIGHT	LIST PRICE
Q3036C	36"	30"	15 lbs.	\$69.50
Q3042C	42"	30"	18 lbs.	\$79.45
Q3048C	48"	30"	21 lbs.	\$85.80
Q3060C	60"	30"	27 lbs.	\$101.30
Q3072C	72"	30"	31 lbs.	\$121.05

### 36" DEEP WIRE SHELVES

PART NUMBER	W	D	WEIGHT	LIST PRICE
Q3636C	36"	36"	18 lbs.	\$81.35
Q3648C	48"	36"	23 lbs.	\$96.65
Q3660C	60"	36"	29 lbs.	\$117.85
Q3672C	72"	36"	35 lbs.	\$137.45

### HEAVY DUTY WIRE SHELVES

PART NUMBER	W	D	WEIGHT	LIST PRICE
Q2460CHD	60"	24"	23 lbs.	\$93.55
Q2472CHD	72"	24"	28 lbs.	\$110.20

## Posts


All posts are fabricated from 16 gauge carbon steel with location grooves on one inch increments and ease for shelf installation. Numbers are printed between grooves for quick assembly. Posts are double grooved in consistent intervals for quick identification. Leveling legs are enclosed with all posts. Leveling legs cannot be used in conjunction with stem casters. Custom post heights are available, call for pricing.

### PART NUMBER WEIGHT LIST PRICE

**QW-PLI** 1lb. \$1.10  
Threaded post insert

### PART NUMBER WEIGHT LIST PRICE

**QW-PLB** 1lb. \$0.70  
Post leveler adjusts up or down allowing height flexibility



### CHROME WIRE POSTS

PART NUMBER	H	WEIGHT	LIST PRICE
QP6C	6"	1 lbs.	\$6.05
QP14C	14"	1 lbs.	\$7.80
QP34C	34"	2 lbs.	\$9.95
QP54C	54"	3 lbs.	\$14.20
QP63C	63"	4 lbs.	\$16.40
QP74C	74"	4 lbs.	\$18.20
QP86C	86"	5 lbs.	\$20.75
QP96C	96"	6 lbs.	\$24.85



# PROFORM ANTIMICROBIAL WIRE SHELVING UNITS



## Starter Kits

Starter kits come complete with 4 posts and 4 shelves. Additional shelves may be purchased separately. Mobilize starter shelving unit using optional caster kit, WR-00 or WR-00H.

## Add-On Kits

Additional Add-On kit allows you to expand your Starter kit by sharing a set of posts. Configuration options include straight line, back to back and right angles (L-Shape). Add-On kits come complete with 2 posts, 4 shelves and 8 S-Hooks. Additional shelves may be purchased separately. Units with Add-On kit cannot be made mobile.

*The maximum weight capacity designed for wire shelves up to 48" wide is 800 lbs. and for 54" - 72" wide is 600 lbs. Both estimates assume a 100% balanced load. The higher the weight capacity and / or shelving width, the higher the propensity for minor deflection or sag which is considered the natural flex of wire and not a defect or abnormality.*



Add-On

### PROFORM STARTER KIT 54" High: 4 Shelves/3 Openings

PART NUMBER	W	D	H	WEIGHT	LIST PRICE
QWR54-1436P	36" x 14" x 54"	44 lbs.	\$189.80		
QWR54-1448P	48" x 14" x 54"	56 lbs.	\$220.00		
QWR54-1460P	60" x 14" x 54"	68 lbs.	\$249.35		
QWR54-1472P	72" x 14" x 54"	80 lbs.	\$275.40		
QWR54-1830P	30" x 18" x 54"	44 lbs.	\$190.25		
QWR54-1836P	36" x 18" x 54"	52 lbs.	\$203.95		
QWR54-1842P	42" x 18" x 54"	56 lbs.	\$224.20		
QWR54-1848P	48" x 18" x 54"	60 lbs.	\$252.50		
QWR54-1854P	54" x 18" x 54"	72 lbs.	\$271.80		
QWR54-1860P	60" x 18" x 54"	80 lbs.	\$288.30		
QWR54-1872P	72" x 18" x 54"	92 lbs.	\$324.10		
QWR54-2430P	30" x 24" x 54"	56 lbs.	\$230.40		
QWR54-2436P	36" x 24" x 54"	64 lbs.	\$239.60		
QWR54-2442P	42" x 24" x 54"	72 lbs.	\$264.25		
QWR54-2448P	48" x 24" x 54"	76 lbs.	\$284.45		
QWR54-2454P	54" x 24" x 54"	84 lbs.	\$310.55		
QWR54-2460P	60" x 24" x 54"	96 lbs.	\$346.85		
QWR54-2472P	72" x 24" x 54"	116 lbs.	\$398.80		

### PROFORM ADD-ON KIT 54" High: 4 Shelves/3 Openings

PART NUMBER	W	D	H	WEIGHT	LIST PRICE
QAD54-1436P	36" x 14" x 54"	40 lbs.	\$173.90		
QAD54-1448P	48" x 14" x 54"	52 lbs.	\$214.40		
QAD54-1460P	60" x 14" x 54"	64 lbs.	\$233.35		
QAD54-1472P	72" x 14" x 54"	76 lbs.	\$259.40		
QAD54-1830P	30" x 18" x 54"	40 lbs.	\$174.25		
QAD54-1836P	36" x 18" x 54"	48 lbs.	\$188.00		
QAD54-1842P	42" x 18" x 54"	52 lbs.	\$208.20		
QAD54-1848P	48" x 18" x 54"	56 lbs.	\$236.50		
QAD54-1854P	54" x 18" x 54"	64 lbs.	\$255.85		
QAD54-1860P	60" x 18" x 54"	76 lbs.	\$272.35		
QAD54-1872P	72" x 18" x 54"	36 lbs.	\$308.10		
QAD54-2430P	30" x 24" x 54"	52 lbs.	\$214.40		
QAD54-2436P	36" x 24" x 54"	60 lbs.	\$223.70		
QAD54-2442P	42" x 24" x 54"	68 lbs.	\$248.25		
QAD54-2448P	48" x 24" x 54"	72 lbs.	\$268.45		
QAD54-2454P	54" x 24" x 54"	80 lbs.	\$294.65		
QAD54-2460P	60" x 24" x 54"	92 lbs.	\$330.85		
QAD54-2472P	72" x 24" x 54"	114 lbs.	\$382.80		

### PROFORM STARTER KIT 63" High: 4 Shelves/3 Openings

PART NUMBER	W	D	H	WEIGHT	LIST PRICE
QWR63-1436P	36" x 14" x 63"	48 lbs.	\$196.00		
QWR63-1448P	48" x 14" x 63"	60 lbs.	\$226.15		
QWR63-1460P	60" x 14" x 63"	72 lbs.	\$255.50		
QWR63-1472P	72" x 14" x 63"	84 lbs.	\$281.60		
QWR63-1830P	30" x 18" x 63"	48 lbs.	\$196.40		
QWR63-1836P	36" x 18" x 63"	54 lbs.	\$210.15		
QWR63-1842P	42" x 18" x 63"	58 lbs.	\$230.40		
QWR63-1848P	48" x 18" x 63"	62 lbs.	\$258.65		
QWR63-1854P	54" x 18" x 63"	74 lbs.	\$278.00		
QWR63-1860P	60" x 18" x 63"	82 lbs.	\$294.45		
QWR63-1872P	72" x 18" x 63"	94 lbs.	\$330.25		
QWR63-2430P	30" x 24" x 63"	58 lbs.	\$236.55		
QWR63-2436P	36" x 24" x 63"	66 lbs.	\$245.85		
QWR63-2442P	42" x 24" x 63"	74 lbs.	\$270.35		
QWR63-2448P	48" x 24" x 63"	78 lbs.	\$290.60		
QWR63-2454P	54" x 24" x 63"	86 lbs.	\$316.80		
QWR63-2460P	60" x 24" x 63"	98 lbs.	\$353.00		
QWR63-2472P	72" x 24" x 63"	118 lbs.	\$404.95		

### PROFORM ADD-ON KIT 63" High: 4 Shelves/3 Openings

PART NUMBER	W	D	H	WEIGHT	LIST PRICE
QAD63-1436P	36" X 14" X 63"	41 lbs.	\$176.95		
QAD63-1448P	48" X 14" X 63"	53 lbs.	\$207.05		
QAD63-1460P	60" X 14" X 63"	65 lbs.	\$236.45		
QAD63-1472P	72" X 14" X 63"	77 lbs.	\$262.50		
QAD63-1830P	30" X 18" X 63"	41 lbs.	\$177.35		
QAD63-1836P	36" X 18" X 63"	49 lbs.	\$191.05		
QAD63-1842P	42" X 18" X 63"	53 lbs.	\$211.30		
QAD63-1848P	48" X 18" X 63"	57 lbs.	\$239.55		
QAD63-1854P	54" X 18" X 63"	69 lbs.	\$258.95		
QAD63-1860P	60" X 18" X 63"	77 lbs.	\$275.40		
QAD63-1872P	72" X 18" X 63"	89 lbs.	\$311.20		
QAD63-2430P	30" X 24" X 63"	53 lbs.	\$217.45		
QAD63-2436P	36" X 24" X 63"	61 lbs.	\$226.75		
QAD63-2442P	42" X 24" X 63"	69 lbs.	\$251.30		
QAD63-2448P	48" X 24" X 63"	73 lbs.	\$271.55		
QAD63-2454P	54" X 24" X 63"	81 lbs.	\$297.75		
QAD63-2460P	60" X 24" X 63"	93 lbs.	\$333.95		
QAD63-2472P	72" X 24" X 63"	113 lbs.	\$385.90		

Shelving units include 4 posts and 4 shelves. Add-On units include 2 posts, 4 shelves and 8 S-Hooks.

# PROFORM ANTIMICROBIAL WIRE SHELVING UNITS

## Starter Kits

Starter kits come complete with 4 posts and 4 shelves. Additional shelves may be purchased separately. Mobilize starter shelving unit using optional caster kit, WR-00 or WR-00H.

## Add-On Kits

Additional Add-On kit allows you to expand your Starter kit by sharing a set of posts. Configuration options include straight line, back to back and right angles (L-Shape). Add-On kits come complete with 2 posts, 4 shelves and 8 S-Hooks. Additional shelves may be purchased separately. Units with Add-On kit cannot be made mobile.

*The maximum weight capacity designed for wire shelves up to 48" wide is 800 lbs. and for 54" - 72" wide is 600 lbs. Both estimates assume a 100% balanced load. The higher the weight capacity and / or shelving width, the higher the propensity for minor deflection or sag which is considered the natural flex of wire and not a defect or abnormality.*



Starter

Add-On



Starter



Add-On

### Proform Starter Kit 74" High: 4 Shelves/3 Openings

PART NUMBER	W	D	H	WEIGHT	LIST PRICE
QWR74-1436P	36"	14"	74"	48 lbs.	\$204.25
QWR74-1448P	48"	14"	74"	60 lbs.	\$234.45
QWR74-1460P	60"	14"	74"	72 lbs.	\$263.75
QWR74-1472P	72"	14"	74"	84 lbs.	\$289.80
QWR74-1830P	30"	18"	74"	48 lbs.	\$204.65
QWR74-1836P	36"	18"	74"	56 lbs.	\$218.35
QWR74-1842P	42"	18"	74"	60 lbs.	\$238.65
QWR74-1848P	48"	18"	74"	64 lbs.	\$266.90
QWR74-1854P	54"	18"	74"	76 lbs.	\$286.25
QWR74-1860P	60"	18"	74"	84 lbs.	\$302.65
QWR74-1872P	72"	18"	74"	96 lbs.	\$338.45
QWR74-2430P	30"	24"	74"	60 lbs.	\$244.80
QWR74-2436P	36"	24"	74"	68 lbs.	\$254.00
QWR74-2442P	42"	24"	74"	76 lbs.	\$278.60
QWR74-2448P	48"	24"	74"	80 lbs.	\$298.80
QWR74-2454P	54"	24"	74"	88 lbs.	\$325.00
QWR74-2460P	60"	24"	74"	100 lbs.	\$361.25
QWR74-2472P	72"	24"	74"	120 lbs.	\$413.20

### Proform Add-On Kit 74" High: 4 Shelves/3 Openings

PART NUMBER	W	D	H	WEIGHT	LIST PRICE
QAD74-1436P	36"	14"	74"	42 lbs.	\$181.05
QAD74-1448P	48"	14"	74"	54 lbs.	\$211.20
QAD74-1460P	60"	14"	74"	66 lbs.	\$240.55
QAD74-1472P	72"	14"	74"	78 lbs.	\$266.65
QAD74-1830P	30"	18"	74"	42 lbs.	\$181.45
QAD74-1836P	36"	18"	74"	50 lbs.	\$195.15
QAD74-1842P	42"	18"	74"	54 lbs.	\$215.40
QAD74-1848P	48"	18"	74"	58 lbs.	\$243.75
QAD74-1854P	54"	18"	74"	70 lbs.	\$263.05
QAD74-1860P	60"	18"	74"	78 lbs.	\$279.50
QAD74-1872P	72"	18"	74"	90 lbs.	\$315.35
QAD74-2430P	30"	24"	74"	54 lbs.	\$221.60
QAD74-2436P	36"	24"	74"	62 lbs.	\$230.90
QAD74-2442P	42"	24"	74"	70 lbs.	\$255.45
QAD74-2448P	48"	24"	74"	74 lbs.	\$275.65
QAD74-2454P	54"	24"	74"	82 lbs.	\$301.85
QAD74-2460P	60"	24"	74"	94 lbs.	\$338.10
QAD74-2472P	72"	24"	74"	114 lbs.	\$390.00

### Proform Starter Kit 86" High: 4 Shelves/3 Openings

PART NUMBER	W	D	H	WEIGHT	LIST PRICE
QWR86-1436P	36"	14"	86"	52 lbs.	\$214.95
QWR86-1448P	48"	14"	86"	64 lbs.	\$245.10
QWR86-1460P	60"	14"	86"	76 lbs.	\$274.40
QWR86-1472P	72"	14"	86"	88 lbs.	\$300.55
QWR86-1830P	30"	18"	86"	52 lbs.	\$215.30
QWR86-1836P	36"	18"	86"	60 lbs.	\$229.05
QWR86-1842P	42"	18"	86"	64 lbs.	\$249.30
QWR86-1848P	48"	18"	86"	68 lbs.	\$277.60
QWR86-1854P	54"	18"	86"	80 lbs.	\$296.90
QWR86-1860P	60"	18"	86"	88 lbs.	\$313.35
QWR86-1872P	72"	18"	86"	100 lbs.	\$349.20
QWR86-2430P	30"	24"	86"	64 lbs.	\$255.45
QWR86-2436P	36"	24"	86"	72 lbs.	\$264.70
QWR86-2442P	42"	24"	86"	80 lbs.	\$289.30
QWR86-2448P	48"	24"	86"	84 lbs.	\$309.55
QWR86-2454P	54"	24"	86"	92 lbs.	\$335.70
QWR86-2460P	60"	24"	86"	104 lbs.	\$371.95
QWR86-2472P	72"	24"	86"	124 lbs.	\$423.85

### Proform Add-On Kit 86" High: 4 Shelves/3 Openings


PART NUMBER	W	D	H	WEIGHT	LIST PRICE
QAD86-1436P	36"	14"	86"	44 lbs.	\$186.40
QAD86-1448P	48"	14"	86"	56 lbs.	\$216.55
QAD86-1460P	60"	14"	86"	68 lbs.	\$245.95
QAD86-1472P	72"	14"	86"	80 lbs.	\$272.00
QAD86-1830P	30"	18"	86"	44 lbs.	\$186.80
QAD86-1836P	36"	18"	86"	52 lbs.	\$200.50
QAD86-1842P	42"	18"	86"	56 lbs.	\$220.80
QAD86-1848P	48"	18"	86"	60 lbs.	\$249.05
QAD86-1854P	54"	18"	86"	72 lbs.	\$268.40
QAD86-1860P	60"	18"	86"	80 lbs.	\$284.85
QAD86-1872P	72"	18"	86"	92 lbs.	\$320.65
QAD86-2430P	30"	24"	86"	56 lbs.	\$226.95
QAD86-2436P	36"	24"	86"	64 lbs.	\$236.20
QAD86-2442P	42"	24"	86"	72 lbs.	\$260.80
QAD86-2448P	48"	24"	86"	76 lbs.	\$281.00
QAD86-2454P	54"	24"	86"	84 lbs.	\$307.20
QAD86-2460P	60"	24"	86"	96 lbs.	\$343.45
QAD86-2472P	72"	24"	86"	116 lbs.	\$395.40

Shelving units include 4 posts and 4 shelves. Add-On units include 2 posts, 4 shelves and 8 S-Hooks.

# PROFORM ANTIMICROBIAL WIRE SHELVES & POSTS

## Performance Features

- All welded construction with additional wire trussing for high strength characteristics
- Top mat wires run front to back (except on 36" x 12" size) for ease of loading and unloading
- Wire allows air to circulate and light to penetrate for increased product visibility
- Minimal dirt accumulation
- Split conical sleeve adaptors secure shelf corner to post
- Numbered grooved posts on 1 inch increments for quick assembly
- No tools required for assembly
- Adjustable foot levelers
- Durable finishes
- Aesthetically pleasing
- Optional accessories
- Applicable for Industrial, Healthcare, Food Service and Retail Markets
- National Sanitation Foundation (NSF) Approved
- Shipped KD Class 70



Q1836P

The maximum weight capacity designed for wire shelves up to 48" wide is 800 lbs. and for 54" - 72" wide is 600 lbs. Both estimates assume a 100% balanced load. The higher the weight capacity and / or shelving width, the higher the propensity for minor deflection or sag which is considered the natural flex of wire and not a defect or abnormality.

### 14" Deep Wire Shelves

PART NUMBER	W	D	WEIGHT	LIST PRICE
Q1436P	36"	14"	8 lbs.	\$33.95
Q1448P	48"	14"	11 lbs.	\$41.45
Q1460P	60"	14"	14 lbs.	\$48.80
Q1472P	72"	14"	17 lbs.	\$55.30

### 18" Deep Wire Shelves

PART NUMBER	W	D	WEIGHT	LIST PRICE
Q1830P	30"	18"	8 lbs.	\$34.05
Q1836P	36"	18"	10 lbs.	\$37.45
Q1842P	42"	18"	11 lbs.	\$42.55
Q1848P	48"	18"	14 lbs.	\$49.60
Q1854P	54"	18"	15 lbs.	\$54.45
Q1860P	60"	18"	17 lbs.	\$58.55
Q1872P	72"	18"	20 lbs.	\$67.50

### 24" Deep Wire Shelves

PART NUMBER	W	D	WEIGHT	LIST PRICE
Q2430P	30"	24"	11 lbs.	\$44.05
Q2436P	36"	24"	13 lbs.	\$46.40
Q2442P	42"	24"	15 lbs.	\$52.50
Q2448P	48"	24"	16 lbs.	\$57.55
Q2454P	54"	24"	18 lbs.	\$64.15
Q2460P	60"	24"	21 lbs.	\$73.20
Q2466P	66"	24"	23 lbs.	\$79.65
Q2472P	72"	24"	26 lbs.	\$86.15

## Posts


All posts are fabricated from 16 gauge carbon steel with location grooves on one inch increments and ease for shelf installation. Numbers are printed between grooves for quick assembly. Posts are double grooved in consistent intervals for quick identification. Leveling legs are enclosed with all posts. Leveling legs cannot be used in conjunction with stem casters.

PART NUMBER	WEIGHT	LIST PRICE
-------------	--------	------------

**QW-PLI** 1lb. \$1.10  
Threaded post insert

PART NUMBER	WEIGHT	LIST PRICE
-------------	--------	------------

**QW-PLB** 1lb. \$0.70  
Post leveler adjusts up or down allowing height flexibility



### Wire Posts

PART NUMBER	H	WEIGHT	LIST PRICE
QP14P	14"	1 lbs.	\$7.50
QP34P	34"	2 lbs.	\$9.70
QP54P	54"	3 lbs.	\$13.70
QP63P	63"	4 lbs.	\$15.20
QP74P	74"	4 lbs.	\$17.20
QP86P	86"	5 lbs.	\$19.90

# STAINLESS STEEL WIRE SHELVING UNITS

## Starter Kits

Heavy-duty shelving unit allows up to 800 lb. shelf capacity. Starter kits come complete with 4 posts and 4 shelves. Additional shelves may be purchased separately. Mobilize starter shelving unit using optional caster kit, WR-00 or WR-00H.

## Add-On Kits

Additional Add-On kit allows you to expand your Starter kit by sharing a set of posts. Configuration options include straight line, back to back and right angles (L-Shape). Add-On kits come complete with 2 posts, 4 shelves and 8 S-Hooks. Additional shelves may be purchased separately. Units with Add-On kit cannot be made mobile.

*The maximum weight capacity designed for wire shelves up to 48" wide is 800 lbs. and for 54" - 72" wide is 600 lbs. Both estimates assume a 100% balanced load. The higher the weight capacity and / or shelving width, the higher the propensity for minor deflection or sag which is considered the natural flex of wire and not a defect or abnormality.*



Starter

Add-On

(Bins not included)

### Stainless Starter Kit 54" High: 4 Shelves/3 Openings

PART NUMBER	W	D	H	WEIGHT	LIST PRICE
QWR54-1836S	36" X	18" X	54"	52 lbs.	\$839.10
QWR54-1848S	48" X	18" X	54"	60 lbs.	\$1,052.65
QWR54-1860S	60" X	18" X	54"	80 lbs.	\$1,231.70
QWR54-1872S	72" X	18" X	54"	92 lbs.	\$1,396.60
QWR54-2436S	36" X	24" X	54"	64 lbs.	\$998.75
QWR54-2448S	48" X	24" X	54"	76 lbs.	\$1,206.95
QWR54-2460S	60" X	24" X	54"	96 lbs.	\$1,542.50
QWR54-2472S	72" X	24" X	54"	116 lbs.	\$1,763.50

### Stainless Add-On Kit 54" High: 4 Shelves/3 Openings

PART NUMBER	W	D	H	WEIGHT	LIST PRICE
QAD54-1836S	36" x	18" x	54"	48 lbs.	\$791.40
QAD54-1848S	48" x	18" x	54"	56 lbs.	\$1,004.85
QAD54-1860S	60" x	18" x	54"	76 lbs.	\$1,183.90
QAD54-1872S	72" x	18" x	54"	36 lbs.	\$1,348.85
QAD54-2436S	36" x	24" x	54"	60 lbs.	\$950.95
QAD54-2448S	48" x	24" x	54"	72 lbs.	\$1,159.15
QAD54-2460S	60" x	24" x	54"	92 lbs.	\$1,494.65
QAD54-2472S	72" x	24" x	54"	114 lbs.	\$1,715.75

### Stainless Starter Kit 63" High: 4 Shelves/3 Openings

PART NUMBER	W	D	H	WEIGHT	LIST PRICE
QWR63-1836S	36" x	18" x	63"	54 lbs.	\$923.65
QWR63-1848S	48" x	18" x	63"	62 lbs.	\$1,137.25
QWR63-1860S	60" x	18" x	63"	82 lbs.	\$1,316.30
QWR63-1872S	72" x	18" x	63"	94 lbs.	\$1,481.10
QWR63-2436S	36" x	24" x	63"	66 lbs.	\$1,083.25
QWR63-2448S	48" x	24" x	63"	78 lbs.	\$1,291.50
QWR63-2460S	60" x	24" x	63"	98 lbs.	\$1,627.05
QWR63-2472S	72" x	24" x	63"	118 lbs.	\$1,848.00

### Stainless Add-On Kit 63" High: 4 Shelves/3 Openings

PART NUMBER	W	D	H	WEIGHT	LIST PRICE
QAD63-1836S	36" x	18" x	63"	49 lbs.	\$833.55
QAD63-1848S	48" x	18" x	63"	57 lbs.	\$1,047.15
QAD63-1860S	60" x	18" x	63"	77 lbs.	\$1,226.20
QAD63-1872S	72" x	18" x	63"	89 lbs.	\$1,391.05
QAD63-2436S	36" x	24" x	63"	61 lbs.	\$993.25
QAD63-2448S	48" x	24" x	63"	73 lbs.	\$1,201.45
QAD63-2460S	60" x	24" x	63"	93 lbs.	\$1,536.95
QAD63-2472S	72" x	24" x	63"	113 lbs.	\$1,757.95

### Stainless Starter Kit 74" High: 4 Shelves/3 Openings

PART NUMBER	W	D	H	WEIGHT	LIST PRICE
QWR74-1836S	36" x	18" x	74"	56 lbs.	\$951.60
QWR74-1848S	48" x	18" x	74"	64 lbs.	\$1,165.05
QWR74-1860S	60" x	18" x	74"	84 lbs.	\$1,344.10
QWR74-1872S	72" x	18" x	74"	96 lbs.	\$1,509.05
QWR74-2436S	36" x	24" x	74"	68 lbs.	\$1,111.15
QWR74-2448S	48" x	24" x	74"	80 lbs.	\$1,319.45
QWR74-2460S	60" x	24" x	74"	100 lbs.	\$1,654.95
QWR74-2472S	72" x	24" x	74"	120 lbs.	\$1,876.00

### Stainless Add-On Kit 74" High: 4 Shelves/3 Openings

PART NUMBER	W	D	H	WEIGHT	LIST PRICE
QAD74-1836S	36" x	18" x	74"	50 lbs.	\$847.55
QAD74-1848S	48" x	18" x	74"	58 lbs.	\$1,061.10
QAD74-1860S	60" x	18" x	74"	78 lbs.	\$1,240.15
QAD74-1872S	72" x	18" x	74"	90 lbs.	\$1,405.10
QAD74-2436S	36" x	24" x	74"	62 lbs.	\$1,007.20
QAD74-2448S	48" x	24" x	74"	74 lbs.	\$1,215.40
QAD74-2460S	60" x	24" x	74"	94 lbs.	\$1,550.90
QAD74-2472S	72" x	24" x	74"	114 lbs.	\$1,771.95

### Stainless Starter Kit 86" High: 4 Shelves/3 Openings

PART NUMBER	W	D	H	WEIGHT	LIST PRICE
QWR86-1836S	36" x	18" x	86"	60 lbs.	\$994.25
QWR86-1848S	48" x	18" x	86"	68 lbs.	\$1,207.80
QWR86-1860S	60" x	18" x	86"	88 lbs.	\$1,386.85
QWR86-1872S	72" x	18" x	86"	100 lbs.	\$1,551.80
QWR86-2436S	36" x	24" x	86"	72 lbs.	\$1,153.90
QWR86-2448S	48" x	24" x	86"	84 lbs.	\$1,362.20
QWR86-2460S	60" x	24" x	86"	104 lbs.	\$1,697.65
QWR86-2472S	72" x	24" x	86"	124 lbs.	\$1,918.65

### Stainless Add-On Kit 86" High: 4 Shelves/3 Openings

PART NUMBER	W	D	H	WEIGHT	LIST PRICE
QAD86-1836S	36" x	18" x	86"	52 lbs.	\$868.90
QAD86-1848S	48" x	18" x	86"	60 lbs.	\$1,082.40
QAD86-1860S	60" x	18" x	86"	80 lbs.	\$1,261.55
QAD86-1872S	72" x	18" x	86"	92 lbs.	\$1,426.35
QAD86-2436S	36" x	24" x	86"	64 lbs.	\$1,028.55
QAD86-2448S	48" x	24" x	86"	76 lbs.	\$1,236.80
QAD86-2460S	60" x	24" x	86"	96 lbs.	\$1,572.25
QAD86-2472S	72" x	24" x	86"	116 lbs.	\$1,793.25

Shelving units include 4 posts and 4 shelves. Add-On units include 2 posts, 4 shelves and 8 S-Hooks.

# STAINLESS STEEL SOLID SHELVING UNITS

## Solid Shelf Starter and Add-On Kits

Solid shelves are a solution where dirt, dust and spills are a potential issue. The solid flat surface allows for storage from small to large items and the marine edge perimeter prevents spillage. The double hemmed 18 gauge steel gives the solid shelf excellent strength characteristics. All solid shelf units consist of 4 shelves and 4 posts. Add-on units consist of 4 shelves, 2 posts and 8 shelf clamps. Additional shelves may be purchased separately. Mobilize starter shelving unit using optional caster kit, WR-00 or WR-00H. Units with Add-On kit cannot be made mobile.



Starter

Add-On

### Stainless Starter Kit 63" High: 4 Shelves/3 Openings

PART NUMBER	W	D	H	WEIGHT	LIST PRICE
QWRS4-63-1836SS	36"	18"	63"	78 lbs.	\$1,135.15
QWRS4-63-1848SS	48"	18"	63"	94 lbs.	\$1,517.55
QWRS4-63-1860SS	60"	18"	63"	110 lbs.	\$1,748.10
QWRS4-63-2436SS	36"	24"	63"	90 lbs.	\$1,431.75
QWRS4-63-2448SS	48"	24"	63"	110 lbs.	\$1,729.20
QWRS4-63-2460SS	60"	24"	63"	138 lbs.	\$2,293.55

### Stainless Add-On Kit 63" High: 4 Shelves/3 Openings

PART NUMBER	W	D	H	WEIGHT	LIST PRICE
QWRSAD4-63-1836SS	36"	18"	63"	71 lbs.	\$1,063.75
QWRSAD4-63-1848SS	48"	18"	63"	87 lbs.	\$1,446.15
QWRSAD4-63-1860SS	60"	18"	63"	103 lbs.	\$1,676.60
QWRSAD4-63-2436SS	36"	24"	63"	83 lbs.	\$1,360.25
QWRSAD4-63-2448SS	48"	24"	63"	103 lbs.	\$1,657.80
QWRSAD4-63-2460SS	60"	24"	63"	131 lbs.	\$2,222.10

### Stainless Starter Kit 74" High: 4 Shelves/3 Openings

PART NUMBER	W	D	H	WEIGHT	LIST PRICE
QWRS4-74-1836SS	36"	18"	74"	80 lbs.	\$1,163.10
QWRS4-74-1848SS	48"	18"	74"	96 lbs.	\$1,545.55
QWRS4-74-1860SS	60"	18"	74"	112 lbs.	\$1,776.00
QWRS4-74-2436SS	36"	24"	74"	90 lbs.	\$1,459.65
QWRS4-74-2448SS	48"	24"	74"	110 lbs.	\$1,757.10
QWRS4-74-2460SS	60"	24"	74"	138 lbs.	\$2,321.40

### Stainless Add-On Kit 74" High: 4 Shelves/3 Openings

PART NUMBER	W	D	H	WEIGHT	LIST PRICE
QWRSAD4-74-1836SS	36"	18"	74"	72 lbs.	\$1,077.65
QWRSAD4-74-1848SS	48"	18"	74"	88 lbs.	\$1,426.70
QWRSAD4-74-1860SS	60"	18"	74"	104 lbs.	\$1,690.65
QWRSAD4-74-2436SS	36"	24"	74"	82 lbs.	\$1,374.30
QWRSAD4-74-2448SS	48"	24"	74"	102 lbs.	\$1,671.75
QWRSAD4-74-2460SS	60"	24"	74"	130 lbs.	\$2,236.05

### Stainless Starter Kit 86" High: 4 Shelves/3 Openings

PART NUMBER	W	D	H	WEIGHT	LIST PRICE
QWRS4-86-1836SS	36"	18"	86"	84 lbs.	\$1,205.85
QWRS4-86-1848SS	48"	18"	86"	100 lbs.	\$1,588.25
QWRS4-86-1860SS	60"	18"	86"	106 lbs.	\$1,818.65
QWRS4-86-2436SS	36"	24"	86"	96 lbs.	\$1,502.35
QWRS4-86-2448SS	48"	24"	86"	116 lbs.	\$1,799.85
QWRS4-86-2460SS	60"	24"	86"	144 lbs.	\$2,364.10

### Stainless Add-On Kit 86" High: 4 Shelves/3 Openings

PART NUMBER	W	D	H	WEIGHT	LIST PRICE
QWRSAD4-86-1836SS	36"	18"	86"	74 lbs.	\$1,099.05
QWRSAD4-86-1848SS	48"	18"	86"	90 lbs.	\$1,481.45
QWRSAD4-86-1860SS	60"	18"	86"	96 lbs.	\$1,712.00
QWRSAD4-86-2436SS	36"	24"	86"	86 lbs.	\$1,395.65
QWRSAD4-86-2448SS	48"	24"	86"	106 lbs.	\$1,693.10
QWRSAD4-86-2460SS	60"	24"	86"	134 lbs.	\$2,257.40



### Shelf Clamp

PART NUMBER	WEIGHT	LIST PRICE
<b>QSMC</b>	1 lb.	\$5.50

Shelf Clamp eliminates 2 post per shelving section. Two QSMC clamps are required per shelf.  
Finish: Aluminum


Shelving units include 4 posts and 4 shelves. Add-On units include 2 posts, 4 shelves and 8 S-Hooks.

# STAINLESS STEEL WIRE & SOLID SHELVES/POSTS

## Performance Features

- All welded construction with additional wire trussing for high strength characteristics
- Top mat wires run front to back (except on 36" x 12" size) for ease of loading and unloading
- Wire allows air to circulate and light to penetrate for increased product visibility
- Minimal dirt accumulation
- Split conical sleeve adaptors secure shelf corner to post
- Numbered grooved posts on 1 inch increments for quick assembly
- No tools required for assembly
- Adjustable foot levelers
- Durable finishes
- Aesthetically pleasing
- Optional accessories
- Applicable for Industrial, Healthcare, Food Service and Retail Markets
- National Sanitation Foundation (NSF) Approved
- Shipped KD Class 70

The maximum weight capacity designed for wire shelves up to 48" wide is 800 lbs. and for 54" - 72" wide is 600 lbs. Both estimates assume a 100% balanced load. The higher the weight capacity and / or shelving width, the higher the propensity for minor deflection or sag which is considered the natural flex of wire and not a defect or abnormality.



Q1836S



2436FS

## 18" & 24" Deep Wire Shelves

PART NUMBER	W	D	WEIGHT	LIST PRICE
Q1836S	36" x 18"		7 lbs.	\$174.15
Q1848S	48" x 18"		14 lbs.	\$227.50
Q1860S	60" x 18"		17 lbs.	\$272.35
Q1872S	72" x 18"		20 lbs.	\$313.45
Q2436S	36" x 24"		13 lbs.	\$214.05
Q2448S	48" x 24"		16 lbs.	\$266.10
Q2460S	60" x 24"		21 lbs.	\$349.95
Q2472S	72" x 24"		26 lbs.	\$405.25

## 3-Sided Stainless Steel Frame

PART NUMBER	W	D	WEIGHT	LIST PRICE
*Q2436FS	36" x 24"		8 lbs.	\$160.80
*Q2448FS	48" x 24"		9 lbs.	\$180.15
*Q2460FS	60" x 24"		10 lbs.	\$188.50

\*Designed to add structure to various applications and retain products.  
Finish: 304 Stainless Steel



1836SG

## Posts

All posts are fabricated from 16 gauge carbon steel with location grooves on one inch increments and ease of installation. Numbers are printed between grooves for quick assembly. Posts are double grooved in consistent intervals for quick identification. Leveling legs are enclosed with all posts. Leveling legs cannot be used in conjunction with stem casters.

## Solid Stainless Shelves

- Designed for storage of small parts that might normally fall through wire shelves
- Dual layer construction with double hemmed perimeter with marine edge ensures maximum strength while retaining spillage
- 304 stainless steel
- Excellent corrosion resistance

## Stainless Solid Shelves

PART NUMBER	W	D	WEIGHT	LIST PRICE
Q1836SS	36" x 18"		16 lbs.	\$227.00
Q1848SS	48" x 18"		20 lbs.	\$322.65
Q1860SS	60" x 18"		24 lbs.	\$380.30
Q2436SS	36" x 24"		19 lbs.	\$301.15
Q2448SS	48" x 24"		24 lbs.	\$375.50
Q2460SS	60" x 24"		31 lbs.	\$516.60

## Threaded post insert


PART NUMBER	WEIGHT	LIST PRICE
QW-PLI	1lb.	\$1.10

Threaded post insert

## Post leveler adjusts up or down allowing height flexibility

PART NUMBER	WEIGHT	LIST PRICE
QW-PLB	1lb.	\$0.70

Post leveler adjusts up or down allowing height flexibility



## Stainless Wire Posts

PART NUMBER	H	WEIGHT	LIST PRICE
QP42S	42"	2 lbs.	\$41.30
QP63S	63"	4 lbs.	\$56.90
QP74S	74"	4 lbs.	\$63.90
QP86S	86"	5 lbs.	\$74.55

# GALVANIZED STEEL SOLID SHELVING UNITS

## 4 Shelf Starter Kits

Solid shelves are a solution where dirt, dust and spills are a potential issue. The solid flat surface allows for storage from small to large items and the marine edge perimeter prevents spillage. The double hemmed 18 gauge galvanized steel gives the solid shelf excellent strength characteristics. All solid shelf units consist of 4 shelves and 4 posts. Mobilize starter kit shelving unit using optional mobile kit QWR-00H.



### MOBILIZE YOUR SHELVING

#### QDB - Donut Bumper

Non-marking donut bumper used to protect walls and help cushion impact.

#### QWR-00H (Mobile Kit)\*

Set of four swivel polyurethane 5" x 1-1/4" casters, two with brakes. Can be used with all units shown. 1,200 lb. load capacity. \*Mobile kits recommended only for shelves 18" and wider.



4 SHELF STARTER KITS



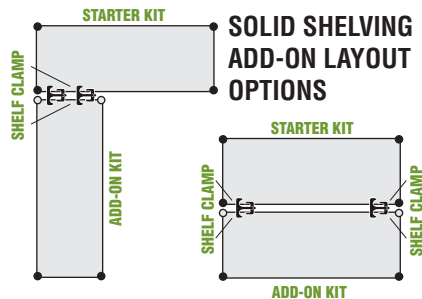
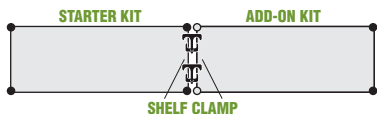
#### QSMC

##### Shelf Clamp

Shelf Clamp eliminates 2 post per shelving section. Two QSMC clamps are required per shelf. **Finish:** Aluminum

## 4 Shelf Add-On Kits

Additional Add-On kit allows you to expand your Starter kit by sharing a set of posts. Configuration options include straight line, back to back and right angles (L-Shape). Add-on units consist of 4 shelves, 2 posts and 8 shelf clamps. Additional shelves and posts may be purchased separately. Units with Add-On kit cannot be made mobile. **Finish:** Galvanized Steel



## 18 GAUGE GALVANIZED STEEL

### 63" H - STARTER UNITS - GALVANIZED STEEL

PART NUMBER	D" x W" x H"	WEIGHT	LIST PRICE
QWR63-1836SG	18" x 36" x 63"	80 lbs	\$486.45
QWR63-1848SG	18" x 48" x 63"	96 lbs	\$542.35
QWR63-1860SG	18" x 60" x 63"	112 lbs	\$635.50
QWR63-2436SG	24" x 36" x 63"	92 lbs	\$570.30
QWR63-2448SG	24" x 48" x 63"	112 lbs	\$650.00
QWR63-2460SG	24" x 60" x 63"	140 lbs	\$728.65

### 74" H - STARTER UNITS - GALVANIZED STEEL

PART NUMBER	D" x W" x H"	WEIGHT	LIST PRICE
QWR74-1836SG	18" x 36" x 74"	80 lbs	\$493.70
QWR74-1848SG	18" x 48" x 74"	96 lbs	\$549.60
QWR74-1860SG	18" x 60" x 74"	112 lbs	\$642.75
QWR74-2436SG	24" x 36" x 74"	92 lbs	\$577.55
QWR74-2448SG	24" x 48" x 74"	112 lbs	\$657.25
QWR74-2460SG	24" x 60" x 74"	140 lbs	\$735.90

### 86" H - STARTER UNITS - GALVANIZED STEEL

PART NUMBER	D" x W" x H"	WEIGHT	LIST PRICE
QWR86-1836SG	18" x 36" x 86"	77 lbs	\$507.15
QWR86-1848SG	18" x 48" x 86"	100 lbs	\$564.10
QWR86-1860SG	18" x 60" x 86"	116 lbs	\$657.25
QWR86-2436SG	24" x 36" x 86"	96 lbs	\$592.05
QWR86-2448SG	24" x 48" x 86"	116 lbs	\$670.70
QWR86-2460SG	24" x 60" x 86"	144 lbs	\$750.40

### 63" H - ADD-ON UNITS - GALVANIZED STEEL

PART NUMBER	D" x W" x H"	WEIGHT	LIST PRICE
QAD63-1836SG	18" x 36" x 63"	71 lbs	\$493.70
QAD63-1848SG	18" x 48" x 63"	91 lbs	\$549.60
QAD63-1860SG	18" x 60" x 63"	107 lbs	\$643.80
QAD63-2436SG	24" x 36" x 63"	87 lbs	\$577.55
QAD63-2448SG	24" x 48" x 63"	107 lbs	\$657.25
QAD63-2460SG	24" x 60" x 63"	135 lbs	\$736.95

### 74" H - ADD-ON UNITS - GALVANIZED STEEL

PART NUMBER	D" x W" x H"	WEIGHT	LIST PRICE
QAD74-1836SG	18" x 36" x 74"	75 lbs	\$497.85
QAD74-1848SG	18" x 48" x 74"	91 lbs	\$553.75
QAD74-1860SG	18" x 60" x 74"	107 lbs	\$646.90
QAD74-2436SG	24" x 36" x 74"	87 lbs	\$581.70
QAD74-2448SG	24" x 48" x 74"	107 lbs	\$661.40
QAD74-2460SG	24" x 60" x 74"	135 lbs	\$740.05

### 86" H - ADD-ON UNITS - GALVANIZED STEEL

PART NUMBER	D" x W" x H"	WEIGHT	LIST PRICE
QAD86-1836SG	18" x 36" x 86"	77 lbs	\$504.05
QAD86-1848SG	18" x 48" x 86"	93 lbs	\$561.00
QAD86-1860SG	18" x 60" x 86"	109 lbs	\$654.15
QAD86-2436SG	24" x 36" x 86"	89 lbs	\$588.95
QAD86-2448SG	24" x 48" x 86"	109 lbs	\$667.60
QAD86-2460SG	24" x 60" x 86"	137 lbs	\$747.30

### SOLID SHELF CLAMP

PART NUMBER	DESCRIPTION	WEIGHT	LIST PRICE
QSMC	One Solid Shelf Clamp	1 lb	\$5.50

### SOLID SHELVES - GALVANIZED STEEL

PART NUMBER	DESCRIPTION	WEIGHT	LIST PRICE
Q1830SG	One 18"W x 30"L Shelf	14 lbs	\$107.65
Q1836SG	One 18"W x 36"L Shelf	16 lbs	\$107.65
Q1842SG	One 18"W x 42"L Shelf	18 lbs	\$121.10
Q1848SG	One 18"W x 48"L Shelf	20 lbs	\$121.10
Q1860SG	One 18"W x 60"L Shelf	24 lbs	\$144.90
Q2430SG	One 24"W x 30"L Shelf	17 lbs	\$128.35
Q2436SG	One 24"W x 36"L Shelf	19 lbs	\$128.35
Q2442SG	One 24"W x 42"L Shelf	22 lbs	\$148.05
Q2448SG	One 24"W x 48"L Shelf	24 lbs	\$148.05
Q2460SG	One 24"W x 60"L Shelf	31 lbs	\$167.70

# BLACK WIRE SHELVES

Aurora Storage modular wire systems offer a unique combination of shelf and post sizes in a black finish to complement any application. The all welded shelf construction is supported with architectural wire trusses.



The maximum weight capacity designed for wire shelves up to 48" wide is 800 lbs. and for 54" - 72" wide is 600 lbs. Both estimates assume a 100% balanced load. The higher the weight capacity and / or shelving width, the higher the propensity for minor deflection or sag which is considered the natural flex of wire and not a defect or abnormality.



### 12" DEEP WIRE SHELVES

PART NUMBER	SHELF D" x W"	WEIGHT	LIST PRICE
Q1236BK	12" x 36"	7 lbs	\$31.05
Q1248BK	12" x 48"	9 lbs	\$40.40

### 18" DEEP WIRE SHELVES

PART NUMBER	SHELF D" x W"	WEIGHT	LIST PRICE
Q1824BK	18" x 24"	7 lbs	\$32.90
Q1836BK	18" x 36"	10 lbs	\$37.55
Q1848BK	18" x 48"	14 lbs	\$48.65
Q1860BK	18" x 60"	17 lbs	\$57.45
Q1872BK	18" x 72"	20 lbs	\$66.25

### 24" DEEP WIRE SHELVES

PART NUMBER	SHELF D" x W"	WEIGHT	LIST PRICE
Q2424BK	24" x 24"	9 lbs	\$42.45
Q2436BK	24" x 36"	13 lbs	\$47.90
Q2448BK	24" x 48"	16 lbs	\$58.20
Q2460BK	24" x 60"	21 lbs	\$71.95
Q2472BK	24" x 72"	26 lbs	\$77.65

### 36" DEEP WIRE SHELVES

PART NUMBER	SHELF D" x W"	WEIGHT	LIST PRICE
Q3660BK	36" x 60"	27 lbs	\$99.65
Q3672BK	36" x 72"	31 lbs	\$119.05

## Black Posts

All posts are fabricated from 16 gauge carbon steel with location grooves on one inch increments and ease for shelf installation. Numbers are printed between grooves for quick assembly. Posts are double grooved in consistent intervals for quick identification. Leveling legs are enclosed with all posts. Leveling legs cannot be used in conjunction with stem casters. See pg.55 to order caster sets. Custom post heights are available, call for pricing.

PART NUMBER	SHELF H"	WEIGHT	LIST PRICE
QP34BK	34"	2 lbs	\$9.50
QP54BK	54"	3 lbs	\$12.95
QP63BK	63"	4 lbs	\$13.75
QP74BK	74"	5 lbs	\$14.91

## PERFORMANCE FEATURES:

- All welded construction with additional wire trussing for high strength characteristics
- Top mat wires run front to back (except on 12" x 36" size) for ease of loading and unloading
- Wire allows air to circulate and light to penetrate for increased product visibility
- Minimal dirt accumulation
- Split conical sleeve adaptors secure shelf corner to post
- Numbered grooved posts on 1 inch increments for quick assembly
- No tools required for assembly
- Adjustable foot levelers
- Durable finishes
- Aesthetically pleasing
- Optional accessories
- National Sanitation Foundation (NSF) Approved
- Shipped KD Class 70



# BOXED WIRE SHELVING UNITS

4 shelf consumer grade wire shelving unit. Super competitive cost. All packed in 1 box for easy inventory control, shipping, and receiving.



PART NUMBER	D" x W" x H"	WEIGHT	LIST PRICE
QRWR72-1830LD	18" x 30" x 72"	35 lbs	\$184.25
QRWR72-1836LD	18" x 36" x 72"	38 lbs	\$197.70
QRWR72-1842LD	18" x 42" x 72"	42 lbs	\$213.25
QRWR72-1848LD	18" x 48" x 72"	46 lbs	\$229.80
QRWR72-2430LD	24" x 30" x 72"	40 lbs	\$213.25
QRWR72-2436LD	24" x 36" x 72"	46 lbs	\$247.40
QRWR72-2442LD	24" x 42" x 72"	51 lbs	\$266.00
QRWR72-2448LD	24" x 48" x 72"	56 lbs	\$279.45

The maximum weight capacity designed for box wire shelving up to 48" wide is 300 lbs.

## PERFORMANCE FEATURES:

- 300 lb. load capacity per shelf
- Snap together design assembles in minutes
- Wire design allows for air circulation and minimal dust buildup
- Shelves easily adjust on 1" centers to your exact needs
- Ideal storage solution for any commercial, office, warehouse or home application
- Bright chrome finish
- Includes posts, shelves, and all needed hardware - all in one box.
- No tools required



**4 SHELF UNIT**  
Chrome Finish




### MOBILIZE YOUR SHELVING

**QW-PL1 - Post Insert**  
Each unit will require one 4-pack.

**QWR-3 (Mobile Kit)**  
Set of four 3" polyurethane casters, all with brakes. Can be used with all units shown. 800 lb. load capacity.

### AVAILABLE

**Inside the Box**  
4 two piece post assemblies, 4 wire shelves and 4 packs of split sleeves (4 pairs each)



# SHELF BIN WIRE SHELVING SYSTEMS

## Chrome Wire Shelving Shelf Bin Systems

### Complete Wire Packages

- Easy boltless assembly
- Wire allows air to circulate as well as provides ideal product visibility
- Durable chrome finish ensures years of heavy-duty dependability and service
- All welded shelf construction is supported with architectural wire trusses to provide 600 lbs capacity per shelf.



QWR12-101-GRE



QWR12-102-Y

### 12 Shelves with 77 Bins Bin Size: 4-1/8"W x 11-5/8"D x 4"H

PART NUMBER	W	D	H	WEIGHT	LIST PRICE
QWR12-101-BLK	36"	12"	74"	114 lbs.	\$828.55
QWR12-101-BLU	36"	12"	74"	114 lbs.	\$828.55
QWR12-101-GRE	36"	12"	74"	114 lbs.	\$828.55
QWR12-101-IV	36"	12"	74"	114 lbs.	\$828.55
QWR12-101-R	36"	12"	74"	114 lbs.	\$828.55
QWR12-101-Y	36"	12"	74"	114 lbs.	\$828.55
QWR12-101CL	36"	12"	74"	114 lbs.	\$863.60

### 12 Shelves with 55 Bins Bin Size: 6-5/8"W x 11-5/8"D x 4"H

PART NUMBER	W	D	H	WEIGHT	LIST PRICE
QWR12-102-BLK	36"	12"	74"	116 lbs.	\$854.10
QWR12-102-BLU	36"	12"	74"	116 lbs.	\$854.10
QWR12-102-GRE	36"	12"	74"	116 lbs.	\$854.10
QWR12-102-IV	36"	12"	74"	116 lbs.	\$854.10
QWR12-102-R	36"	12"	74"	116 lbs.	\$854.10
QWR12-102-Y	36"	12"	74"	116 lbs.	\$854.10
QWR12-102CL	36"	12"	74"	116 lbs.	\$893.15

### 12 Shelves with 77 Bins Bin Size: 4-1/8"W x 17-7/8"D x 4"H

PART NUMBER	W	D	H	WEIGHT	LIST PRICE
QWR12-103-BLK	36"	18"	74"	169 lbs.	\$1,025.10
QWR12-103-BLU	36"	18"	74"	169 lbs.	\$1,025.10
QWR12-103-GRE	36"	18"	74"	169 lbs.	\$1,025.10
QWR12-103-IV	36"	18"	74"	169 lbs.	\$1,025.10
QWR12-103-R	36"	18"	74"	169 lbs.	\$1,025.10
QWR12-103-Y	36"	18"	74"	169 lbs.	\$1,025.10
QWR12-103CL	36"	18"	74"	169 lbs.	\$1,072.80

### 12 Shelves with 55 Bins Bin Size: 6-5/8"W x 17-7/8"D x 4"H

PART NUMBER	W	D	H	WEIGHT	LIST PRICE
QWR12-104-BLK	36"	18"	74"	165 lbs.	\$1,019.05
QWR12-104-BLU	36"	18"	74"	165 lbs.	\$1,019.05
QWR12-104-GRE	36"	18"	74"	165 lbs.	\$1,019.05
QWR12-104-IV	36"	18"	74"	165 lbs.	\$1,019.05
QWR12-104-R	36"	18"	74"	165 lbs.	\$1,019.05
QWR12-104-Y	36"	18"	74"	165 lbs.	\$1,019.05
QWR12-104CL	36"	18"	74"	165 lbs.	\$1,066.10

### 12 Shelves with 77 Bins Bin Size: 4-1/8"W x 23-5/8"D x 4"H

PART NUMBER	W	D	H	WEIGHT	LIST PRICE
QWR12-105-BLK	36"	24"	74"	219 lbs.	\$1,495.85
QWR12-105-BLU	36"	24"	74"	219 lbs.	\$1,495.85
QWR12-105-GRE	36"	24"	74"	219 lbs.	\$1,495.85
QWR12-105-IV	36"	24"	74"	219 lbs.	\$1,495.85
QWR12-105-R	36"	24"	74"	219 lbs.	\$1,495.85
QWR12-105-Y	36"	24"	74"	219 lbs.	\$1,495.85
QWR12-105CL	36"	24"	74"	219 lbs.	\$1,589.85

### 12 Shelves with 55 Bins Bin Size: 6-5/8"W x 23-5/8"D x 4"H

PART NUMBER	W	D	H	WEIGHT	LIST PRICE
QWR12-106-BLK	36"	24"	74"	218 lbs.	\$1,494.35
QWR12-106-BLU	36"	24"	74"	218 lbs.	\$1,494.35
QWR12-106-GRE	36"	24"	74"	218 lbs.	\$1,494.35
QWR12-106-IV	36"	24"	74"	218 lbs.	\$1,494.35
QWR12-106-R	36"	24"	74"	218 lbs.	\$1,494.35
QWR12-106-Y	36"	24"	74"	218 lbs.	\$1,494.35
QWR12-106CL	36"	24"	74"	218 lbs.	\$1,589.50

**Bin Colors**

Black = BLK	Blue = BLU	Green = GRE	Ivory = IV
Red = R	Yellow = Y	Clear = CL	

# SHELF BIN WIRE SHELVING SYSTEMS

## Chrome Wire Shelving Shelf Bin Systems

### Complete Wire Packages

- Easy boltless assembly
- Wire allows air to circulate as well as provides ideal product visibility
- Durable chrome finish ensures years of heavy-duty dependability and service
- All welded shelf construction is supported with architectural wire trusses to provide 600 lbs capacity per shelf.



QWR12-107-R



QWR12-109-IV

### 12 Shelves with 44 Bins

Bin Size: 8-3/8"W x 11-5/8"D x 4"H

PART NUMBER	W	D	H	WEIGHT	LIST PRICE
QWR12-107-BLK	36" x 12" x 74"			117 lbs.	\$820.35
QWR12-107-BLU	36" x 12" x 74"			117 lbs.	\$820.35
QWR12-107-GRE	36" x 12" x 74"			117 lbs.	\$820.35
QWR12-107-IV	36" x 12" x 74"			117 lbs.	\$820.35
QWR12-107-R	36" x 12" x 74"			117 lbs.	\$820.35
QWR12-107-Y	36" x 12" x 74"			117 lbs.	\$820.35
QWR12-107CL	36" x 12" x 74"			117 lbs.	\$854.00

### 12 Shelves with 33 Bins

Bin Size: 11-1/8"W x 11-5/8"D x 4"H

PART NUMBER	W	D	H	WEIGHT	LIST PRICE
QWR12-109-BLK	36" x 12" x 74"			119 lbs.	\$846.95
QWR12-109-BLU	36" x 12" x 74"			119 lbs.	\$846.95
QWR12-109-GRE	36" x 12" x 74"			119 lbs.	\$846.95
QWR12-109-IV	36" x 12" x 74"			119 lbs.	\$846.95
QWR12-109-R	36" x 12" x 74"			119 lbs.	\$846.95
QWR12-109-Y	36" x 12" x 74"			119 lbs.	\$846.95
QWR12-109CL	36" x 12" x 74"			119 lbs.	\$884.20

### 12 Shelves with 44 Bins

Bin Size: 8-3/8"W x 17-7/8"D x 4"H

PART NUMBER	W	D	H	WEIGHT	LIST PRICE
QWR12-108-BLK	36" x 18" x 74"			170 lbs.	\$1,050.25
QWR12-108-BLU	36" x 18" x 74"			170 lbs.	\$1,050.25
QWR12-108-GRE	36" x 18" x 74"			170 lbs.	\$1,050.25
QWR12-108-IV	36" x 18" x 74"			170 lbs.	\$1,050.25
QWR12-108-R	36" x 18" x 74"			170 lbs.	\$1,050.25
QWR12-108-Y	36" x 18" x 74"			170 lbs.	\$1,050.25
QWR12-108CL	36" x 18" x 74"			170 lbs.	\$1,103.05

### 12 Shelves with 33 Bins

Bin Size: 11-1/8"W x 17-7/8"D x 4"H

PART NUMBER	W	D	H	WEIGHT	LIST PRICE
QWR12-110-BLK	36" x 18" x 74"			168 lbs.	\$1,112.75
QWR12-110-BLU	36" x 18" x 74"			168 lbs.	\$1,112.75
QWR12-110-GRE	36" x 18" x 74"			168 lbs.	\$1,112.75
QWR12-110-IV	36" x 18" x 74"			168 lbs.	\$1,112.75
QWR12-110-R	36" x 18" x 74"			168 lbs.	\$1,112.75
QWR12-110-Y	36" x 18" x 74"			168 lbs.	\$1,112.75
QWR12-110CL	36" x 18" x 74"			168 lbs.	\$1,174.70

### 12 Shelves with 44 Bins

Bin Size: 8-3/8"W x 23-5/8"D x 4"H

PART NUMBER	W	D	H	WEIGHT	LIST PRICE
QWR12-114-BLK	36" x 24" x 74"			222 lbs.	\$1,477.90
QWR12-114-BLU	36" x 24" x 74"			222 lbs.	\$1,477.90
QWR12-114-GRE	36" x 24" x 74"			222 lbs.	\$1,477.90
QWR12-114-IV	36" x 24" x 74"			222 lbs.	\$1,477.90
QWR12-114-R	36" x 24" x 74"			222 lbs.	\$1,477.90
QWR12-114-Y	36" x 24" x 74"			222 lbs.	\$1,477.90
QWR12-114CL	36" x 24" x 74"			222 lbs.	\$1,570.00

### 12 Shelves with 33 Bins

Bin Size: 11-1/8"W x 23-5/8"D x 4"H

PART NUMBER	W	D	H	WEIGHT	LIST PRICE
QWR12-116-BLK	36" x 24" x 74"			206 lbs.	\$1,430.40
QWR12-116-BLU	36" x 24" x 74"			206 lbs.	\$1,430.40
QWR12-116-GRE	36" x 24" x 74"			206 lbs.	\$1,430.40
QWR12-116-IV	36" x 24" x 74"			206 lbs.	\$1,430.40
QWR12-116-R	36" x 24" x 74"			206 lbs.	\$1,430.40
QWR12-116-Y	36" x 24" x 74"			206 lbs.	\$1,430.40
QWR12-116CL	36" x 24" x 74"			206 lbs.	\$1,515.15

PART NUMBER	WEIGHT	LIST PRICE
-------------	--------	------------



**QDB - Donut Bumper** 1 lb. \$3.15  
Non-marking donut bumper used to protect walls and help cushion impact.

PART NUMBER	WEIGHT	LIST PRICE
-------------	--------	------------

**QWR-00H (Caster Kit)\*** 10 lbs. \$113.10  
Set of four swivel polyurethane 5" x 1-1/4" casters, two with brakes. Can be used with all units shown. 1,200 lb. load capacity.  
\*Caster kits recommended only for shelves 18" and deeper.

# SHELF BIN WIRE SHELVING SYSTEMS

## Complete Bin Center

Complete bin systems are available with 4 different size bins on a 36"W x 12"D x 36"H unit. This all-purpose bin center is an economical high density storage system that provides easy visibility to stored contents.

- Easy boltless assembly
- Wire allows air to circulate as well as provides ideal product visibility
- Durable chrome finish ensures years of heavy-duty dependability and service



**WR6-36-1236-102**

### 6 Shelves with 40 Bins

Bin Size: 4-1/8"W x 11-5/8"D x 4" H

PART NUMBER	W	D	H	WEIGHT	LIST PRICE
QWR6-36-1236-101-BLK	36"	12"	36"	63 lbs.	\$430.00
QWR6-36-1236-101-BLU	36"	12"	36"	63 lbs.	\$430.00
QWR6-36-1236-101-GRE	36"	12"	36"	63 lbs.	\$430.00
QWR6-36-1236-101-IV	36"	12"	36"	63 lbs.	\$430.00
QWR6-36-1236-101-R	36"	12"	36"	63 lbs.	\$430.00
QWR6-36-1236-101-Y	36"	12"	36"	63 lbs.	\$430.00
QWR6-36-1236-101CL	36"	12"	36"	63 lbs.	\$448.20

### 6 Shelves with 20 Bins

Bin Size: 8-3/8"W x 11-5/8"D x 4" H

PART NUMBER	W	D	H	WEIGHT	LIST PRICE
QWR6-36-1236-107-BLK	36"	12"	36"	62 lbs.	\$402.00
QWR6-36-1236-107-BLU	36"	12"	36"	62 lbs.	\$402.00
QWR6-36-1236-107-GRE	36"	12"	36"	62 lbs.	\$402.00
QWR6-36-1236-107-IV	36"	12"	36"	62 lbs.	\$402.00
QWR6-36-1236-107-R	36"	12"	36"	62 lbs.	\$402.00
QWR6-36-1236-107-Y	36"	12"	36"	62 lbs.	\$402.00
QWR6-36-1236-107CL	36"	12"	36"	62 lbs.	\$417.35

### 6 Shelves with 25 Bins

Bin Size: 6-5/8"W x 11-5/8"D x 4" H

PART NUMBER	W	D	H	WEIGHT	LIST PRICE
QWR6-36-1236-102-BLK	36"	12"	36"	50 lbs.	\$432.15
QWR6-36-1236-102-BLU	36"	12"	36"	50 lbs.	\$432.15
QWR6-36-1236-102-GRE	36"	12"	36"	50 lbs.	\$432.15
QWR6-36-1236-102-IV	36"	12"	36"	50 lbs.	\$432.15
QWR6-36-1236-102-R	36"	12"	36"	50 lbs.	\$432.15
QWR6-36-1236-102-Y	36"	12"	36"	50 lbs.	\$432.15
QWR6-36-1236-102CL	36"	12"	36"	50 lbs.	\$449.90

### 6 Shelves with 15 Bins

Bin Size: 11-1/8"W x 11-5/8"D x 4" H

PART NUMBER	W	D	H	WEIGHT	LIST PRICE
QWR6-36-1236-109-BLK	36"	12"	36"	64 lbs.	\$423.95
QWR6-36-1236-109-BLU	36"	12"	36"	64 lbs.	\$423.95
QWR6-36-1236-109-GRE	36"	12"	36"	64 lbs.	\$423.95
QWR6-36-1236-109-IV	36"	12"	36"	64 lbs.	\$423.95
QWR6-36-1236-109-R	36"	12"	36"	64 lbs.	\$423.95
QWR6-36-1236-109-Y	36"	12"	36"	64 lbs.	\$423.95
QWR6-36-1236-109CL	36"	12"	36"	64 lbs.	\$440.95

**Bin Colors**

Black = BLK	Blue = BLU	Green = GRE	Ivory = IV
Red = R	Yellow = Y	Clear = CL	

# HIGH DENSITY WIRE BIN SYSTEMS 74" HEIGHT

## High Density Wire Systems

- Wire Storage Systems with bins available in 48", 60" and 72" widths
- All units in chart below utilize 74" posts and include 12 shelves
- Non-marring caster kit (Model No.: QWR-00H) sold separately
- Bins are available in Blue, Green, Ivory, Red, Yellow, and Black
- 600 lbs capacity per shelf.



**QWR74-2448-66106-BLU + QWR-00H + 4 DB**

### 110 Bins, Bin Size: 4-1/8"W x 11-5/8"D x 4"H

PART NUMBER	W	D	H	WEIGHT	LIST PRICE
QWR74-1248-110101-BLK	48"	12"	74"	152 lbs.	\$1,080.35
QWR74-1248-110101-BLU	48"	12"	74"	152 lbs.	\$1,080.35
QWR74-1248-110101-GRE	48"	12"	74"	152 lbs.	\$1,080.35
QWR74-1248-110101-IV	48"	12"	74"	152 lbs.	\$1,080.35
QWR74-1248-110101-R	48"	12"	74"	152 lbs.	\$1,080.35
QWR74-1248-110101-Y	48"	12"	74"	152 lbs.	\$1,080.35

### 55 Bins, Bin Size: 4-1/8"W x 11-5/8"D x 4"H

PART NUMBER	W	D	H	WEIGHT	LIST PRICE
QWR74-1248-101102-BLK	48"	12"	74"	148 lbs.	\$1,098.55
QWR74-1248-101102-BLU	48"	12"	74"	148 lbs.	\$1,098.55
QWR74-1248-101102-GRE	48"	12"	74"	148 lbs.	\$1,098.55
QWR74-1248-101102-IV	48"	12"	74"	148 lbs.	\$1,098.55
QWR74-1248-101102-R	48"	12"	74"	148 lbs.	\$1,098.55
QWR74-1248-101102-Y	48"	12"	74"	148 lbs.	\$1,098.55

### 66 Bins, Bin Size: 6-5/8"W x 11-5/8"D x 4"H

PART NUMBER	W	D	H	WEIGHT	LIST PRICE
QWR74-1248-66102-BLK	48"	12"	74"	140 lbs.	\$1,060.40
QWR74-1248-66102-BLU	48"	12"	74"	140 lbs.	\$1,060.40
QWR74-1248-66102-GRE	48"	12"	74"	140 lbs.	\$1,060.40
QWR74-1248-66102-IV	48"	12"	74"	140 lbs.	\$1,060.40
QWR74-1248-66102-R	48"	12"	74"	140 lbs.	\$1,060.40
QWR74-1248-66102-Y	48"	12"	74"	140 lbs.	\$1,060.40

### 143 Bins, Bin Size: 4-1/8"W x 11-5/8"D x 4"H

PART NUMBER	W	D	H	WEIGHT	LIST PRICE
QWR74-1260-143101-BLK	60"	12"	74"	208 lbs.	\$1,378.65
QWR74-1260-143101-BLU	60"	12"	74"	208 lbs.	\$1,378.65
QWR74-1260-143101-GRE	60"	12"	74"	208 lbs.	\$1,378.65
QWR74-1260-143101-IV	60"	12"	74"	208 lbs.	\$1,378.65
QWR74-1260-143101-R	60"	12"	74"	208 lbs.	\$1,378.65
QWR74-1260-143101-Y	60"	12"	74"	208 lbs.	\$1,378.65

### 78 Bins, Bin Size: 4-1/8"W x 11-5/8"D x 4"H

PART NUMBER	W	D	H	WEIGHT	LIST PRICE
QWR74-1260-101102-BLK	60"	12"	74"	213 lbs.	\$1,386.10
QWR74-1260-101102-BLU	60"	12"	74"	213 lbs.	\$1,386.10
QWR74-1260-101102-GRE	60"	12"	74"	213 lbs.	\$1,386.10
QWR74-1260-101102-IV	60"	12"	74"	213 lbs.	\$1,386.10
QWR74-1260-101102-R	60"	12"	74"	213 lbs.	\$1,386.10
QWR74-1260-101102-Y	60"	12"	74"	213 lbs.	\$1,386.10

### 88 Bins, Bin Size: 6-5/8"W x 11-5/8"D x 4"H

PART NUMBER	W	D	H	WEIGHT	LIST PRICE
QWR74-1260-88102-BLK	60"	12"	74"	193 lbs.	\$1,362.65
QWR74-1260-88102-BLU	60"	12"	74"	193 lbs.	\$1,362.65
QWR74-1260-88102-GRE	60"	12"	74"	193 lbs.	\$1,362.65
QWR74-1260-88102-IV	60"	12"	74"	193 lbs.	\$1,362.65
QWR74-1260-88102-R	60"	12"	74"	193 lbs.	\$1,362.65
QWR74-1260-88102-Y	60"	12"	74"	193 lbs.	\$1,362.65

### 176 Bins, Bin Size: 4-1/8"W x 11-5/8"D x 4"H

PART NUMBER	W	D	H	WEIGHT	LIST PRICE
QWR74-1272-176101-BLK	72"	12"	74"	248 lbs.	\$1,622.00
QWR74-1272-176101-BLU	72"	12"	74"	248 lbs.	\$1,622.00
QWR74-1272-176101-GRE	72"	12"	74"	248 lbs.	\$1,622.00
QWR74-1272-176101-IV	72"	12"	74"	248 lbs.	\$1,622.00
QWR74-1272-176101-R	72"	12"	74"	248 lbs.	\$1,622.00
QWR74-1272-176101-Y	72"	12"	74"	248 lbs.	\$1,622.00

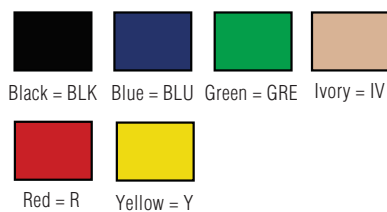
### 80 Bins, Bin Size: 4-1/8"W x 11-5/8"D x 4"H

PART NUMBER	W	D	H	WEIGHT	LIST PRICE
QWR74-1272-101102-BLK	72"	12"	74"	240 lbs.	\$1,615.40
QWR74-1272-101102-BLU	72"	12"	74"	240 lbs.	\$1,615.40
QWR74-1272-101102-GRE	72"	12"	74"	240 lbs.	\$1,615.40
QWR74-1272-101102-IV	72"	12"	74"	240 lbs.	\$1,615.40
QWR74-1272-101102-R	72"	12"	74"	240 lbs.	\$1,615.40
QWR74-1272-101102-Y	72"	12"	74"	240 lbs.	\$1,615.40

### 110 Bins, Bin Size: 6-5/8"W x 11-5/8"D x 4"H

PART NUMBER	W	D	H	WEIGHT	LIST PRICE
QWR74-1272-110102-BLK	72"	12"	74"	230 lbs.	\$1,609.90
QWR74-1272-110102-BLU	72"	12"	74"	230 lbs.	\$1,609.90
QWR74-1272-110102-GRE	72"	12"	74"	230 lbs.	\$1,609.90
QWR74-1272-110102-IV	72"	12"	74"	230 lbs.	\$1,609.90
QWR74-1272-110102-R	72"	12"	74"	230 lbs.	\$1,609.90
QWR74-1272-110102-Y	72"	12"	74"	230 lbs.	\$1,609.90

### Bin Colors



# HIGH DENSITY WIRE BIN SYSTEMS 74" HEIGHT

## High Density Wire Systems

- Wire Storage Systems with bins available in 48", 60" and 72" widths
- All units in chart below utilize 74" posts and include 12 shelves
- Non-marring caster kit (Model No.: QWR-00H) sold separately
- 600 lbs. capacity per shelf



**QWR74-2448-66106-BLU + QWR-00H + 4 DB**

### 110 Bins, Bin Size: 4-1/8"W x 17-7/8"D x 4"H

PART NUMBER	W	D	H	WEIGHT	LIST PRICE
QWR74-1848-110103-BLK	48"	18"	74"	168 lbs.	\$1,343.20
QWR74-1848-110103-BLU	48"	18"	74"	168 lbs.	\$1,343.20
QWR74-1848-110103-GRE	48"	18"	74"	168 lbs.	\$1,343.20
QWR74-1848-110103-IV	48"	18"	74"	168 lbs.	\$1,343.20
QWR74-1848-110103-R	48"	18"	74"	168 lbs.	\$1,343.20
QWR74-1848-110103-Y	48"	18"	74"	168 lbs.	\$1,343.20

### 55 Bins, Bin Size: 4-1/8"W x 17-7/8"D x 4"H

### 36 Bins, Bin Size: 6-5/8"W x 17-7/8"D x 4"H

PART NUMBER	W	D	H	WEIGHT	LIST PRICE
QWR74-1848-103104-BLK	48"	18"	74"	164 lbs.	\$1,335.40
QWR74-1848-103104-BLU	48"	18"	74"	164 lbs.	\$1,335.40
QWR74-1848-103104-GRE	48"	18"	74"	164 lbs.	\$1,335.40
QWR74-1848-103104-IV	48"	18"	74"	164 lbs.	\$1,335.40
QWR74-1848-103104-R	48"	18"	74"	164 lbs.	\$1,335.40
QWR74-1848-103104-Y	48"	18"	74"	164 lbs.	\$1,335.40

### 66 Bins, Bin Size: 6-5/8"W x 17-7/8"D x 4"H

PART NUMBER	W	D	H	WEIGHT	LIST PRICE
QWR74-1848-66104-BLK	48"	18"	74"	156 lbs.	\$1,265.20
QWR74-1848-66104-BLU	48"	18"	74"	156 lbs.	\$1,265.20
QWR74-1848-66104-GRE	48"	18"	74"	156 lbs.	\$1,265.20
QWR74-1848-66104-IV	48"	18"	74"	156 lbs.	\$1,265.20
QWR74-1848-66104-R	48"	18"	74"	156 lbs.	\$1,265.20
QWR74-1848-66104-Y	48"	18"	74"	156 lbs.	\$1,265.20

### 143 Bins, Bin Size: 4-1/8"W x 17-7/8"D x 4"H

PART NUMBER	W	D	H	WEIGHT	LIST PRICE
QWR74-1860-143103-BLK	60"	18"	74"	224 lbs.	\$1,621.00
QWR74-1860-143103-BLU	60"	18"	74"	224 lbs.	\$1,621.00
QWR74-1860-143103-GRE	60"	18"	74"	224 lbs.	\$1,621.00
QWR74-1860-143103-IV	60"	18"	74"	224 lbs.	\$1,621.00
QWR74-1860-143103-R	60"	18"	74"	224 lbs.	\$1,621.00
QWR74-1860-143103-Y	60"	18"	74"	224 lbs.	\$1,621.00

### 78 Bins, Bin Size: 4-1/8"W x 17-7/8"D x 4"H

### 40 Bins, Bin Size: 6-5/8"W x 17-7/8"D x 4"H

PART NUMBER	W	D	H	WEIGHT	LIST PRICE
QWR74-1860-103104-BLK	60"	18"	74"	229 lbs.	\$1,580.40
QWR74-1860-103104-BLU	60"	18"	74"	229 lbs.	\$1,580.40
QWR74-1860-103104-GRE	60"	18"	74"	229 lbs.	\$1,580.40
QWR74-1860-103104-IV	60"	18"	74"	229 lbs.	\$1,580.40
QWR74-1860-103104-R	60"	18"	74"	229 lbs.	\$1,580.40
QWR74-1860-103104-Y	60"	18"	74"	229 lbs.	\$1,580.40

### 88 Bins, Bin Size: 6-5/8"W x 17-7/8"D x 4"H

PART NUMBER	W	D	H	WEIGHT	LIST PRICE
QWR74-1860-88104-BLK	60"	18"	74"	209 lbs.	\$1,531.75
QWR74-1860-88104-BLU	60"	18"	74"	209 lbs.	\$1,531.75
QWR74-1860-88104-GRE	60"	18"	74"	209 lbs.	\$1,531.75
QWR74-1860-88104-IV	60"	18"	74"	209 lbs.	\$1,531.75
QWR74-1860-88104-R	60"	18"	74"	209 lbs.	\$1,531.75
QWR74-1860-88104-Y	60"	18"	74"	209 lbs.	\$1,531.75

### 176 Bins, Bin Size: 4-1/8"W x 17-7/8"D x 4"H

PART NUMBER	W	D	H	WEIGHT	LIST PRICE
QWR74-1872-176103-BLK	72"	18"	74"	264 lbs.	\$1,899.20
QWR74-1872-176103-BLU	72"	18"	74"	264 lbs.	\$1,899.20
QWR74-1872-176103-GRE	72"	18"	74"	264 lbs.	\$1,899.20
QWR74-1872-176103-IV	72"	18"	74"	264 lbs.	\$1,899.20
QWR74-1872-176103-R	72"	18"	74"	264 lbs.	\$1,899.20
QWR74-1872-176103-Y	72"	18"	74"	264 lbs.	\$1,899.20

### 80 Bins, Bin Size: 4-1/8"W x 17-7/8"D x 4"H

### 60 Bins, Bin Size: 6-5/8"W x 17-7/8"D x 4"H

PART NUMBER	W	D	H	WEIGHT	LIST PRICE
QWR74-1872-103104-BLK	72"	18"	74"	256 lbs.	\$1,829.65
QWR74-1872-103104-BLU	72"	18"	74"	256 lbs.	\$1,829.65
QWR74-1872-103104-GRE	72"	18"	74"	256 lbs.	\$1,829.65
QWR74-1872-103104-IV	72"	18"	74"	256 lbs.	\$1,829.65
QWR74-1872-103104-R	72"	18"	74"	256 lbs.	\$1,829.65
QWR74-1872-103104-Y	72"	18"	74"	256 lbs.	\$1,829.65

### 110 Bins, Bin Size: 6-5/8"W x 17-7/8"D x 4"H

PART NUMBER	W	D	H	WEIGHT	LIST PRICE
QWR74-1872-110104-BLK	72"	18"	74"	246 lbs.	\$1,798.65
QWR74-1872-110104-BLU	72"	18"	74"	246 lbs.	\$1,798.65
QWR74-1872-110104-GRE	72"	18"	74"	246 lbs.	\$1,798.65
QWR74-1872-110104-IV	72"	18"	74"	246 lbs.	\$1,798.65
QWR74-1872-110104-R	72"	18"	74"	246 lbs.	\$1,798.65
QWR74-1872-110104-Y	72"	18"	74"	246 lbs.	\$1,798.65


**Bin Colors**

Black = BLK	Blue = BLU	Green = GRE	Ivory = IV
Red = R	Yellow = Y		

# HIGH DENSITY WIRE BIN SYSTEMS 74" HEIGHT

## High Density Wire Systems

- Wire Storage Systems with bins available in 48", 60" and 72" widths
- All units in chart below utilize 74" posts and include 12 shelves
- Non-marring caster kit (Model No.: QWR-00H) sold separately
- 600 lbs. capacity per shelf



**QWR74-2448-66106-BLU + QWR-00H + 4 DB**

### 110 Bins, Bin Size: 4-1/8"W x 23-5/8"D x 4"H

PART NUMBER	W	D	H	WEIGHT	LIST PRICE
QWR74-2448-110105-BLK	48"	24"	74"	180 lbs.	\$1,928.55
QWR74-2448-110105-BLU	48"	24"	74"	180 lbs.	\$1,928.55
QWR74-2448-110105-GRE	48"	24"	74"	180 lbs.	\$1,928.55
QWR74-2448-110105-IV	48"	24"	74"	180 lbs.	\$1,928.55
QWR74-2448-110105-R	48"	24"	74"	180 lbs.	\$1,928.55
QWR74-2448-110105-Y	48"	24"	74"	180 lbs.	\$1,928.55

### 55 Bins, Bin Size: 4-1/8"W x 23-5/8"D x 4"H

PART NUMBER	W	D	H	WEIGHT	LIST PRICE
QWR74-2448-105106-BLK	48"	24"	74"	176 lbs.	\$1,905.85
QWR74-2448-105106-BLU	48"	24"	74"	176 lbs.	\$1,905.85
QWR74-2448-105106-GRE	48"	24"	74"	176 lbs.	\$1,905.85
QWR74-2448-105106-IV	48"	24"	74"	176 lbs.	\$1,905.85
QWR74-2448-105106-R	48"	24"	74"	176 lbs.	\$1,905.85
QWR74-2448-105106-Y	48"	24"	74"	176 lbs.	\$1,905.85

### 66 Bins, Bin Size: 4-1/8"W x 23-5/8"D x 4"H

PART NUMBER	W	D	H	WEIGHT	LIST PRICE
QWR74-2448-66106-BLK	48"	24"	74"	168 lbs.	\$1,787.70
QWR74-2448-66106-BLU	48"	24"	74"	168 lbs.	\$1,787.70
QWR74-2448-66106-GRE	48"	24"	74"	168 lbs.	\$1,787.70
QWR74-2448-66106-IV	48"	24"	74"	168 lbs.	\$1,787.70
QWR74-2448-66106-R	48"	24"	74"	168 lbs.	\$1,787.70
QWR74-2448-66106-Y	48"	24"	74"	168 lbs.	\$1,787.70

### 143 Bins, Bin Size: 4-1/8"W x 23-5/8"D x 4"H

PART NUMBER	W	D	H	WEIGHT	LIST PRICE
QWR74-2460-143105-BLK	60"	24"	74"	256 lbs.	\$2,414.10
QWR74-2460-143105-BLU	60"	24"	74"	256 lbs.	\$2,414.10
QWR74-2460-143105-GRE	60"	24"	74"	256 lbs.	\$2,414.10
QWR74-2460-143105-IV	60"	24"	74"	256 lbs.	\$2,414.10
QWR74-2460-143105-R	60"	24"	74"	256 lbs.	\$2,414.10
QWR74-2460-143105-Y	60"	24"	74"	256 lbs.	\$2,414.10



### PART NUMBER WEIGHT LIST PRICE

**QDB - Donut Bumper** 1 lb. \$3.15  
Non-marring donut bumper used to protect walls and help cushion impact.

### PART NUMBER WEIGHT LIST PRICE

**QWR-00H (Caster Kit)\*** 10 lbs. \$113.10  
Set of four swivel polyurethane 5" x 1-1/4" casters, two with brakes. Can be used with all units shown. 1,200 lb. load capacity.  
\*Caster kits recommended only for shelves 18" and deeper.

### 78 Bins, Bin Size: 4-1/8"W x 23-5/8"D x 4"H

PART NUMBER	W	D	H	WEIGHT	LIST PRICE
QWR74-2460-105106-BLK	60"	24"	74"	261 lbs.	\$2,341.90
QWR74-2460-105106-BLU	60"	24"	74"	261 lbs.	\$2,341.90
QWR74-2460-105106-GRE	60"	24"	74"	261 lbs.	\$2,341.90
QWR74-2460-105106-IV	60"	24"	74"	261 lbs.	\$2,341.90
QWR74-2460-105106-R	60"	24"	74"	261 lbs.	\$2,341.90
QWR74-2460-105106-Y	60"	24"	74"	261 lbs.	\$2,341.90

### 88 Bins, Bin Size: 6-5/8"W x 23-5/8"D x 4"H

PART NUMBER	W	D	H	WEIGHT	LIST PRICE
QWR74-2460-88106-BLK	60"	24"	74"	241 lbs.	\$2,240.60
QWR74-2460-88106-BLU	60"	24"	74"	241 lbs.	\$2,240.60
QWR74-2460-88106-GRE	60"	24"	74"	241 lbs.	\$2,240.60
QWR74-2460-88106-IV	60"	24"	74"	241 lbs.	\$2,240.60
QWR74-2460-88106-R	60"	24"	74"	241 lbs.	\$2,240.60
QWR74-2460-88106-Y	60"	24"	74"	241 lbs.	\$2,240.60

### 176 Bins, Bin Size: 4-1/8"W x 23-5/8"D x 4"H

PART NUMBER	W	D	H	WEIGHT	LIST PRICE
QWR74-2472-176105-BLK	72"	24"	74"	312 lbs.	\$2,871.50
QWR74-2472-176105-BLU	72"	24"	74"	312 lbs.	\$2,871.50
QWR74-2472-176105-GRE	72"	24"	74"	312 lbs.	\$2,871.50
QWR74-2472-176105-IV	72"	24"	74"	312 lbs.	\$2,871.50
QWR74-2472-176105-R	72"	24"	74"	312 lbs.	\$2,871.50
QWR74-2472-176105-Y	72"	24"	74"	312 lbs.	\$2,871.50

### 80 Bins, Bin Size: 4-1/8"W x 23-5/8"D x 4"H

PART NUMBER	W	D	H	WEIGHT	LIST PRICE
QWR74-2472-105106-BLK	72"	24"	74"	304 lbs.	\$2,789.75
QWR74-2472-105106-BLU	72"	24"	74"	304 lbs.	\$2,789.75
QWR74-2472-105106-GRE	72"	24"	74"	304 lbs.	\$2,789.75
QWR74-2472-105106-IV	72"	24"	74"	304 lbs.	\$2,789.75
QWR74-2472-105106-R	72"	24"	74"	304 lbs.	\$2,789.75
QWR74-2472-105106-Y	72"	24"	74"	304 lbs.	\$2,789.75

### 110 Bins, Bin Size: 6-5/8"W x 23-5/8"D x 4"H

PART NUMBER	W	D	H	WEIGHT	LIST PRICE
QWR74-2472-110106-BLK	72"	24"	74"	294 lbs.	\$2,709.45
QWR74-2472-110106-BLU	72"	24"	74"	294 lbs.	\$2,709.45
QWR74-2472-110106-GRE	72"	24"	74"	294 lbs.	\$2,709.45
QWR74-2472-110106-IV	72"	24"	74"	294 lbs.	\$2,709.45
QWR74-2472-110106-R	72"	24"	74"	294 lbs.	\$2,709.45
QWR74-2472-110106-Y	72"	24"	74"	294 lbs.	\$2,709.45

# STORE-MORE WIRE SHELVING UNITS WITH BINS

## Chrome Wire Shelving Shelf Bin Systems Complete Wire Packages

- Easy boltless assembly
- Wire allows air to circulate as well as provides ideal product visibility
- Durable chrome finish ensures years of heavy-duty dependability and service
- All welded shelf construction is supported with architectural wire trusses to provide 600 lb. capacity per shelf.

### 9 Shelves with 64 Bins

Bin Size: 4-1/8"W x 11-5/8"D x 6" H

PART NUMBER	W	D	H	WEIGHT	LIST PRICE
QWR9-201-BLU	36"	12"	74"	108 lbs.	\$770.00
QWR9-201-R	36"	12"	74"	108 lbs.	\$770.00
QWR9-201-Y	36"	12"	74"	108 lbs.	\$770.00

### 9 Shelves with 40 Bins

Bin Size: 6-5/8"W x 11-5/8"D x 6" H

PART NUMBER	W	D	H	WEIGHT	LIST PRICE
QWR9-202-BLU	36"	12"	74"	100 lbs.	\$603.55
QWR9-202-R	36"	12"	74"	100 lbs.	\$603.55
QWR9-202-Y	36"	12"	74"	100 lbs.	\$603.55

### 9 Shelves with 32 Bins

Bin Size: 8-3/8"W x 11-5/8"D x 6" H

PART NUMBER	W	D	H	WEIGHT	LIST PRICE
QWR9-207-BLU	36"	12"	74"	98 lbs.	\$729.70
QWR9-207-R	36"	12"	74"	98 lbs.	\$729.70
QWR9-207-Y	36"	12"	74"	98 lbs.	\$729.70

### 9 Shelves with 24 Bins

Bin Size: 11-1/8"W x 11-5/8"D x 6" H

PART NUMBER	W	D	H	WEIGHT	LIST PRICE
QWR9-209-BLU	36"	12"	74"	96 lbs.	\$753.40
QWR9-209-R	36"	12"	74"	96 lbs.	\$753.40
QWR9-209-Y	36"	12"	74"	96 lbs.	\$753.40

### 9 Shelves with 64 Bins

Bin Size: 4-1/8"W x 17-7/8"D x 6" H

PART NUMBER	W	D	H	WEIGHT	LIST PRICE
QWR9-203-BLU	36"	18"	74"	156 lbs.	\$981.25
QWR9-203-R	36"	18"	74"	156 lbs.	\$981.25
QWR9-203-Y	36"	18"	74"	156 lbs.	\$981.25

### 9 Shelves with 40 Bins

Bin Size: 6-5/8"W x 17-7/8"D x 6" H

PART NUMBER	W	D	H	WEIGHT	LIST PRICE
QWR9-204-BLU	36"	18"	74"	142 lbs.	\$899.35
QWR9-204-R	36"	18"	74"	142 lbs.	\$899.35
QWR9-204-Y	36"	18"	74"	142 lbs.	\$899.35

### 9 Shelves with 32 Bins

Bin Size: 8-3/8"W x 17-7/8"D x 6" H

PART NUMBER	W	D	H	WEIGHT	LIST PRICE
QWR9-208-BLU	36"	18"	74"	143 lbs.	\$936.55
QWR9-208-R	36"	18"	74"	143 lbs.	\$936.55
QWR9-208-Y	36"	18"	74"	143 lbs.	\$936.55

### 9 Shelves 24 Bins

Bin Size: 11-1/8"W x 17-7/8"D x 6" H

PART NUMBER	W	D	H	WEIGHT	LIST PRICE
QWR9-210-BLU	36"	18"	74"	140 lbs.	\$1,013.95
QWR9-210-R	36"	18"	74"	140 lbs.	\$1,013.95
QWR9-210-Y	36"	18"	74"	140 lbs.	\$1,013.95



**QDB - Donut Bumper** 1 lb. \$3.15  
Non-marking donut bumper used to protect walls and help cushion impact.

**PART NUMBER** **WEIGHT** **LIST PRICE**  
**QWR-00H (Caster Kit)\*** 10 lbs. \$113.10

Set of four swivel polyurethane 5" x 1-1/4" casters, two with brakes. Can be used with all units shown. 1,200 lb. load capacity.  
\*Caster kits recommended only for shelves 18" and deeper.



QWR9-201-Y



QWR9-202-Y



QWR9-207-R



QWR9-209-BLU

### 9 Shelves with 64 Bins

Bin Size: 4-1/8"W x 23-5/8"D x 6"H

PART NUMBER	W	D	H	WEIGHT	LIST PRICE
QWR9-205-BLU	36"	24"	74"	182 lbs.	\$1,478.70
QWR9-205-R	36"	24"	74"	182 lbs.	\$1,478.70
QWR9-205-Y	36"	24"	74"	182 lbs.	\$1,478.70

### 9 Shelves with 40 Bins

Bin Size: 6-5/8"W x 23-5/8"D x 6"H

PART NUMBER	W	D	H	WEIGHT	LIST PRICE
QWR9-206-BLU	36"	24"	74"	171 lbs.	\$1,359.20
QWR9-206-R	36"	24"	74"	171 lbs.	\$1,359.20
QWR9-206-Y	36"	24"	74"	171 lbs.	\$1,359.20

### 9 Shelves with 32 Bins

Bin Size: 8-3/8"W x 23-5/8"D x 6"H

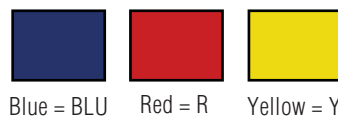
PART NUMBER	W	D	H	WEIGHT	LIST PRICE
QWR9-214-BLU	36"	24"	74"	165 lbs.	\$1,404.55
QWR9-214-R	36"	24"	74"	165 lbs.	\$1,404.55
QWR9-214-Y	36"	24"	74"	165 lbs.	\$1,404.55

### 9 Shelves with 24 Bins

Bin Size: 11-1/8"W x 23-5/8"D x 6"H

PART NUMBER	W	D	H	WEIGHT	LIST PRICE
QWR9-216-BLU	36"	24"	74"	154 lbs.	\$1,305.60
QWR9-216-R	36"	24"	74"	154 lbs.	\$1,305.60
QWR9-216-Y	36"	24"	74"	154 lbs.	\$1,305.60

### Bin Colors





# WIRE SHELVING WITH HEAVY DUTY QUICKPICK BIN

## Heavy-duty Wire Shelving with QuickPick Bins - Complete Packages

These unique shelving packages provide "double" access to stored parts. QuickPick Bins allow two users to access stored product at the same time! This ergonomic, space efficient work station is the ultimate space saver! Shelving units measure 36"W x 18"D x 74"H and may be ordered with or without a caster kit. These heavy-duty units offer an 600 lb. capacity per shelf. Optional dividers may be used front to back, side to side or both at the same time, dividing the bin into four sections. See chart above for ordering instructions. A molded in label holder on both the front and back of the bin allows for easy part identification.



QW7-12-26-Y

**24 Bins: 8-3/8"W x 12-1/2"D x 5"H**

PART NUMBER	W	D	H	WEIGHT	LIST PRICE
QW7-12-24-BLU	36"	18"	74"	106 lbs.	\$630.25
QW7-12-24-R	36"	18"	74"	106 lbs.	\$630.25
QW7-12-24-Y	36"	18"	74"	106 lbs.	\$630.25

**10 Bins: 6-5/8"W x 12-1/2"D x 5"H**  
**16 Bins: 8-3/8"W x 12-1/2"D x 5"H**

PART NUMBER	W	D	H	WEIGHT	LIST PRICE
QW7-12-26-BLU	36"	18"	74"	107 lbs.	\$654.25
QW7-12-26-R	36"	18"	74"	107 lbs.	\$654.25
QW7-12-26-Y	36"	18"	74"	107 lbs.	\$654.25

**20 Bins: 6-5/8"W x 12-1/2"D x 5"H**  
**8 Bins: 8-3/8"W x 12-1/2"D x 5"H**

PART NUMBER	W	D	H	WEIGHT	LIST PRICE
QW7-12-28-BLU	36"	18"	74"	109 lbs.	\$648.85
QW7-12-28-R	36"	18"	74"	109 lbs.	\$648.85
QW7-12-28-Y	36"	18"	74"	109 lbs.	\$648.85

**30 Bins: 6-5/8"W x 12-1/2"D x 5"H**

PART NUMBER	W	D	H	WEIGHT	LIST PRICE
QW7-12-30-R	36"	18"	74"	110 lbs.	\$658.25
QW7-12-30-Y	36"	18"	74"	110 lbs.	\$658.25
QW7-12-30-BLU	36"	18"	74"	110 lbs.	\$658.25

**18 Bins: 9-1/4"W x 14"D x 6-1/2"H**

PART NUMBER	W	D	H	WEIGHT	LIST PRICE
QW7-14-18-BLU	36"	18"	74"	105 lbs.	\$628.70
QW7-14-18-R	36"	18"	74"	105 lbs.	\$628.70
QW7-14-18-Y	36"	18"	74"	105 lbs.	\$628.70

**24 Bins: 8-3/8"W x 18-1/2"D x 7"H**

PART NUMBER	W	D	H	WEIGHT	LIST PRICE
QW7-18-24-BLU	36"	18"	74"	124 lbs.	\$784.25
QW7-18-24-R	36"	18"	74"	124 lbs.	\$784.25
QW7-18-24-Y	36"	18"	74"	124 lbs.	\$784.25

**10 Bins: 6-5/8"W x 18-1/2"D x 7"H**  
**16 Bins: 8-3/8"W x 18-1/2"D x 7"H**

PART NUMBER	W	D	H	WEIGHT	LIST PRICE
QW7-18-26-BLU	36"	18"	74"	125 lbs.	\$791.70
QW7-18-26-R	36"	18"	74"	125 lbs.	\$791.70
QW7-18-26-Y	36"	18"	74"	125 lbs.	\$791.70

**20 Bins: 6-5/8"W x 18-1/2"D x 7"H**  
**8 Bins: 8-3/8"W x 18-1/2"D x 7"H**

PART NUMBER	W	D	H	WEIGHT	LIST PRICE
QW7-18-28-BLU	36"	18"	74"	127 lbs.	\$797.65
QW7-18-28-R	36"	18"	74"	127 lbs.	\$797.65
QW7-18-28-Y	36"	18"	74"	127 lbs.	\$797.65

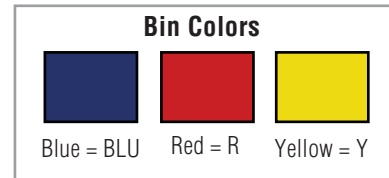
**30 Bins: 6-5/8"W x 18-1/2"D x 7"H**

PART NUMBER	W	D	H	WEIGHT	LIST PRICE
QW7-18-30-BLU	36"	18"	74"	128 lbs.	\$791.80
QW7-18-30-R	36"	18"	74"	128 lbs.	\$791.80
QW7-18-30-Y	36"	18"	74"	128 lbs.	\$791.80



**PART NUMBER**                      **WEIGHT**    **LIST PRICE**  
**QDB - Donut Bumper**                      1 lb.            \$3.15  
 Non-marking donut bumper used to protect walls and help cushion impact.

**PART NUMBER**                      **WEIGHT**    **LIST PRICE**  
**QWR-00H (Caster Kit)\***                      10 lbs.            \$113.10  
 Set of four swivel polyurethane 5" x 1-1/4" casters, two with brakes. Can be used with all units shown. 1,200 lb. load capacity.  
 \*Caster kits recommended only for shelves 18" and deeper.



# GIANT OPEN HOPPER WIRE SHELVING SYSTEMS WITH BINS

## 12" & 14" Depths



**QWR8-239-GRE**

**8 Shelves with 28 Bins**  
Bin Size: 8-1/4"W x 10-3/4"D x 7"H

PART NUMBER	W	D	H	WEIGHT	LIST PRICE
QWR8-239-BLK	36"	12"	74"	103 lbs.	\$715.55
QWR8-239-BLU	36"	12"	74"	103 lbs.	\$715.55
QWR8-239-GRE	36"	12"	74"	103 lbs.	\$715.55
QWR8-239-IV	36"	12"	74"	103 lbs.	\$715.55
QWR8-239-R	36"	12"	74"	103 lbs.	\$715.55
QWR8-239-Y	36"	12"	74"	103 lbs.	\$715.55
QWR8-239CL	36"	12"	74"	103 lbs.	\$795.70



**QWR8-240-Y**

**8 Shelves with 28 Bins**  
Bin Size: 8-1/4"W x 14-3/4"D x 7"H

PART NUMBER	W	D	H	WEIGHT	LIST PRICE
QWR8-240-BLK	36"	14"	74"	128 lbs.	\$811.60
QWR8-240-BLU	36"	14"	74"	128 lbs.	\$811.60
QWR8-240-GRE	36"	14"	74"	128 lbs.	\$811.60
QWR8-240-IV	36"	14"	74"	128 lbs.	\$811.60
QWR8-240-R	36"	14"	74"	128 lbs.	\$811.60
QWR8-240-Y	36"	14"	74"	128 lbs.	\$811.60
QWR8-240CL	36"	14"	74"	128 lbs.	\$907.15



**QWR10-230240-R**

**10 Shelves with 36 Bins and 12 Bins**  
36 Bins, Bin Size: 5-1/2"W x 10-7/8"D x 5"H  
12 Bins, Bin Size: 8-1/4"W x 14-3/4"D x 7"H

PART NUMBER	W	D	H	WEIGHT	LIST PRICE
QWR10-230240-BLK	36"	14"	74"	146 lbs.	\$912.00
QWR10-230240-BLU	36"	14"	74"	146 lbs.	\$912.00
QWR10-230240-GRE	36"	14"	74"	146 lbs.	\$912.00
QWR10-230240-IV	36"	14"	74"	146 lbs.	\$912.00
QWR10-230240-R	36"	14"	74"	146 lbs.	\$912.00
QWR10-230240-Y	36"	14"	74"	146 lbs.	\$912.00
QWR10-230240CL	36"	14"	74"	146 lbs.	\$1,014.65



**QWR8-250-R**

**8 Shelves with 14 Bins**  
Bin Size: 16-1/2"W x 14-3/4"D x 7"H

PART NUMBER	W	D	H	WEIGHT	LIST PRICE
QWR8-250-BLK	36"	14"	74"	129 lbs.	\$688.20
QWR8-250-BLU	36"	14"	74"	129 lbs.	\$688.20
QWR8-250-GRE	36"	14"	74"	129 lbs.	\$688.20
QWR8-250-IV	36"	14"	74"	129 lbs.	\$688.20
QWR8-250-R	36"	14"	74"	129 lbs.	\$688.20
QWR8-250-Y	36"	14"	74"	129 lbs.	\$688.20
QWR8-250CL	36"	14"	74"	129 lbs.	\$755.05

**Bin Colors**

Black = BLK	Blue = BLU	Green = GRE	Ivory = IV
Red = R	Yellow = Y	Clear = CL	

# GIANT OPEN HOPPER WIRE SHELVING SYSTEMS WITH BINS

## 18" Depths



**QWR8-255-GRE**

**8 Shelves with 21 Bins**  
Bin Size: 11"W x 16"D x 8"H

PART NUMBER	W	D	H	WEIGHT	LIST PRICE
QWR8-255-BLK	36" x 18" x 74"	152 lbs.	\$898.55		
QWR8-255-BLU	36" x 18" x 74"	152 lbs.	\$898.55		
QWR8-255-GRE	36" x 18" x 74"	152 lbs.	\$898.55		
QWR8-255-IV	36" x 18" x 74"	152 lbs.	\$898.55		
QWR8-255-R	36" x 18" x 74"	152 lbs.	\$898.55		
QWR8-255-Y	36" x 18" x 74"	152 lbs.	\$898.55		
QWR8-255CL	36" x 18" x 74"	152 lbs.	\$1,006.80		



**QWR6-265-R**

**6 Shelves with 20 Bins**  
Bin Size: 8-1/4"W x 18"D x 9"H

PART NUMBER	W	D	H	WEIGHT	LIST PRICE
QWR6-265-BLK	36" x 18" x 74"	124 lbs.	\$794.40		
QWR6-265-BLU	36" x 18" x 74"	124 lbs.	\$794.40		
QWR6-265-GRE	36" x 18" x 74"	124 lbs.	\$794.40		
QWR6-265-IV	36" x 18" x 74"	124 lbs.	\$794.40		
QWR6-265-R	36" x 18" x 74"	124 lbs.	\$794.40		
QWR6-265-Y	36" x 18" x 74"	124 lbs.	\$794.40		
QWR6-265CL	36" x 18" x 74"	124 lbs.	\$948.50		



**QWR6-260-Y**

**6 Shelves with 15 Bins**  
Bin Size: 11"W x 18"D x 10"H

PART NUMBER	W	D	H	WEIGHT	LIST PRICE
QWR6-260-BLK	36" x 18" x 74"	127 lbs.	\$852.25		
QWR6-260-BLU	36" x 18" x 74"	127 lbs.	\$852.25		
QWR6-260-GRE	36" x 18" x 74"	127 lbs.	\$852.25		
QWR6-260-IV	36" x 18" x 74"	127 lbs.	\$852.25		
QWR6-260-R	36" x 18" x 74"	127 lbs.	\$852.25		
QWR6-260-Y	36" x 18" x 74"	127 lbs.	\$852.25		
QWR6-260CL	36" x 18" x 74"	127 lbs.	\$970.15		



**QWR5-270-BLU**

**5 Shelves with 8 Bins**  
Bin Size: 16-1/2"W x 18"D x 11"H

PART NUMBER	W	D	H	WEIGHT	LIST PRICE
QWR5-270-BLK	36" x 18" x 74"	104 lbs.	\$596.10		
QWR5-270-BLU	36" x 18" x 74"	104 lbs.	\$596.10		
QWR5-270-GRE	36" x 18" x 74"	104 lbs.	\$596.10		
QWR5-270-IV	36" x 18" x 74"	104 lbs.	\$596.10		
QWR5-270-R	36" x 18" x 74"	104 lbs.	\$596.10		
QWR5-270-Y	36" x 18" x 74"	104 lbs.	\$596.10		
QWR5-270CL	36" x 18" x 74"	104 lbs.	\$665.00		



**PART NUMBER**                      **WEIGHT**    **LIST PRICE**

**QDB - Donut Bumper**                      1 lb.            \$3.15

Non-marking donut bumper used to protect walls and help cushion impact.

**PART NUMBER**                      **WEIGHT**    **LIST PRICE**

**QWR-00H (Caster Kit)\***                      10 lbs.            \$113.10

Set of four swivel polyurethane 5" x 1-1/4" casters, two with brakes. Can be used with all units shown. 1,200 lb. load capacity.

\*Caster kits recommended only for shelves 18" and deeper.

# MAGNUM BIN WIRE UNITS

## Complete Bin Units with 600 Lbs. Shelf Capacity



**QWR5-533-R**



**QWR5-543-BLU**



**QWR7-532-Y**



**QWR9-531-GRE**

### 5 Shelves

**12 Bins: 12-3/8"W x 19-3/4"D x 11-7/8"H**

PART NUMBER	W	D	H	WEIGHT	LIST PRICE
QWR5-533-BLK	42" x 18"	18"	74"	120 lbs.	\$808.20
QWR5-533-BLU	42" x 18"	18"	74"	120 lbs.	\$808.20
QWR5-533-GRE	42" x 18"	18"	74"	120 lbs.	\$808.20
QWR5-533-IV	42" x 18"	18"	74"	120 lbs.	\$808.20
QWR5-533-R	42" x 18"	18"	74"	120 lbs.	\$808.20
QWR5-533-Y	42" x 18"	18"	74"	120 lbs.	\$808.20

### 7 Shelves

**18 Bins: 12-3/8"W x 19-3/4"D x 7-7/8"H**

PART NUMBER	W	D	H	WEIGHT	LIST PRICE
QWR7-532-BLK	42" x 18"	18"	74"	144 lbs.	\$1,036.70
QWR7-532-BLU	42" x 18"	18"	74"	144 lbs.	\$1,036.70
QWR7-532-GRE	42" x 18"	18"	74"	144 lbs.	\$1,036.70
QWR7-532-IV	42" x 18"	18"	74"	144 lbs.	\$1,036.70
QWR7-532-R	42" x 18"	18"	74"	144 lbs.	\$1,036.70
QWR7-532-Y	42" x 18"	18"	74"	144 lbs.	\$1,036.70

### 5 Shelves

**8 Bins: 18-3/8"W x 19-3/4"D x 11-7/8"H**

PART NUMBER	W	D	H	WEIGHT	LIST PRICE
QWR5-543-BLK	42" x 18"	18"	74"	133 lbs.	\$792.80
QWR5-543-BLU	42" x 18"	18"	74"	133 lbs.	\$792.80
QWR5-543-GRE	42" x 18"	18"	74"	133 lbs.	\$792.80
QWR5-543-IV	42" x 18"	18"	74"	133 lbs.	\$792.80
QWR5-543-R	42" x 18"	18"	74"	133 lbs.	\$792.80
QWR5-543-Y	42" x 18"	18"	74"	133 lbs.	\$792.80

### 9 Shelves

**24 Bins: 12-3/8"W x 19-3/4"D x 5-7/8"H**

PART NUMBER	W	D	H	WEIGHT	LIST PRICE
QWR9-531-BLK	42" x 18"	18"	74"	172 lbs.	\$1,244.30
QWR9-531-BLU	42" x 18"	18"	74"	172 lbs.	\$1,244.30
QWR9-531-GRE	42" x 18"	18"	74"	172 lbs.	\$1,244.30
QWR9-531-IV	42" x 18"	18"	74"	172 lbs.	\$1,244.30
QWR9-531-R	42" x 18"	18"	74"	172 lbs.	\$1,244.30
QWR9-531-Y	42" x 18"	18"	74"	172 lbs.	\$1,244.30



**PART NUMBER** \_\_\_\_\_ **WEIGHT** \_\_\_\_\_ **LIST PRICE** \_\_\_\_\_  
**QDB - Donut Bumper** 1 lb. \$3.15  
 Non-marking donut bumper used to protect walls and help cushion impact.

**PART NUMBER** \_\_\_\_\_ **WEIGHT** \_\_\_\_\_ **LIST PRICE** \_\_\_\_\_  
**QWR-00H (Caster Kit)\*** 10 lbs. \$113.10  
 Set of four swivel polyurethane 5" x 1-1/4" casters, two with brakes. Can be used with all units shown. 1,200 lb. load capacity.  
 \*Caster kits recommended only for shelves 18" and deeper.

**Bin Colors**

Black = BLK	Blue = BLU	Green = GRE	Ivory = IV
Red = R	Yellow = Y		

# GIANT STACK BIN SHELVING UNITS

## 600 lbs. Capacity Per Shelf



**QWR5-600-BLU**

**QWR5-600800-R**

**QWR5-800-Y**

**QWR5-700-BLU**

### 5 Shelves

**12 Bins: 10-7/8"W x 17-1/2"D x 12-1/2"H**

PART NUMBER	W	D	H	WEIGHT	LIST PRICE
QWR5-600-BLK	36"	18"	74"	104 lbs.	\$589.15
QWR5-600-BLU	36"	18"	74"	104 lbs.	\$589.15
QWR5-600-GRE	36"	18"	74"	104 lbs.	\$589.15
QWR5-600-IV	36"	18"	74"	104 lbs.	\$589.15
QWR5-600-R	36"	18"	74"	104 lbs.	\$589.15
QWR5-600-Y	36"	18"	74"	104 lbs.	\$589.15
QWR5-600CL	36"	18"	74"	104 lbs.	\$652.50

### 5 Shelves

**6 Bins: 10-7/8"W x 17-1/2"D x 12-1/2"H**

**4 Bins: 16-1/2"W x 17-1/2"D x 12-1/2"H**

PART NUMBER	W	D	H	WEIGHT	LIST PRICE
QWR5-600800-BLK	36"	18"	74"	103 lbs.	\$570.15
QWR5-600800-BLU	36"	18"	74"	103 lbs.	\$570.15
QWR5-600800-GRE	36"	18"	74"	103 lbs.	\$570.15
QWR5-600800-IV	36"	18"	74"	103 lbs.	\$570.15
QWR5-600800-R	36"	18"	74"	103 lbs.	\$570.15
QWR5-600800-Y	36"	18"	74"	103 lbs.	\$570.15
QWR5-600800CL	36"	18"	74"	103 lbs.	\$628.70

### 5 Shelves

**8 Bins: 16-1/2"W x 17-1/4"D x 12-1/2"H**

PART NUMBER	W	D	H	WEIGHT	LIST PRICE
QWR5-800-BLK	36"	18"	74"	102 lbs.	\$551.10
QWR5-800-BLU	36"	18"	74"	102 lbs.	\$551.10
QWR5-800-GRE	36"	18"	74"	102 lbs.	\$551.10
QWR5-800-IV	36"	18"	74"	102 lbs.	\$551.10
QWR5-800-R	36"	18"	74"	102 lbs.	\$551.10
QWR5-800-Y	36"	18"	74"	102 lbs.	\$551.10
QWR5-800CL	36"	18"	74"	102 lbs.	\$604.80

### 5 Shelves

**8 Bins: 19-7/8"W x 15-1/4"D x 12-7/16"H**

PART NUMBER	W	D	H	WEIGHT	LIST PRICE
QWR5-700-BLK	42"	18"	74"	98 lbs.	\$619.15
QWR5-700-BLU	42"	18"	74"	98 lbs.	\$619.15
QWR5-700-GRE	42"	18"	74"	98 lbs.	\$619.15
QWR5-700-IV	42"	18"	74"	98 lbs.	\$619.15
QWR5-700-R	42"	18"	74"	98 lbs.	\$619.15
QWR5-700-Y	42"	18"	74"	98 lbs.	\$619.15
QWR5-700CL	42"	18"	74"	98 lbs.	\$675.20



**PART NUMBER**                      **WEIGHT**    **LIST PRICE**

**QDB - Donut Bumper**                      1 lb.            \$3.15  
Non-marking donut bumper used to protect walls and help cushion impact.

**PART NUMBER**                      **WEIGHT**    **LIST PRICE**

**QWR-00H (Caster Kit)\***                      10 lbs.            \$113.10  
Set of four swivel polyurethane 5" x 1-1/4" casters, two with brakes. Can be used with all units shown. 1,200 lb. load capacity.  
\*Caster kits recommended only for shelves 18" and deeper.

### Bin Colors



Black = BLK    Blue = BLU    Green = GRE    Ivory = IV



Red = R    Yellow = Y    Clear = CL

# CHROME SLANTED WIRE SHELVING

## Slanted Stationary and Slanted Shelf Carts

Stationary and Slanted Shelf Cart units create a unique combination of modular components to enhance supply distribution applications. The sloped shelves allow for high visibility, productive rotations & gravity feed. Ideal for Par Level Systems. (Note: Build a system with your bin requirements or consult a product specialist for appropriate components.)

### Slanted Stationary Units - No Bins 63" High, 2 Flat Shelves, 3 Slanted Shelves

PART NUMBER	W	D	H	WEIGHT	LIST PRICE
Q1836SL6C	36" x 18" x 63"	54 lbs.	\$345.45		
Q1848SL6C	48" x 18" x 63"	65 lbs.	\$445.60		
Q2436SL6C	36" x 24" x 63"	78 lbs.	\$425.75		
Q2448SL6C	48" x 24" x 63"	90 lbs.	\$546.95		

### Slanted Shelving Units with Casters - No Bins 63" High, 2 Flat Shelves, 3 Slanted Shelves

PART NUMBER	W	D	H	WEIGHT	LIST PRICE
QM1836SL6C	36" x 18" x 63"	62 lbs.	\$455.40		
QM1848SL6C	48" x 18" x 63"	73 lbs.	\$570.80		
QM2436SL6C	36" x 24" x 63"	86 lbs.	\$551.05		
QM2448SL6C	48" x 24" x 63"	96 lbs.	\$672.20		

### Stationary Slanted Shelving Units with Bins 2 Horizontal Shelves and 3 Slanted Shelves

Choose units with Dividable Blue, Gray, or Red Containers

#### 12 Bins: 10-7/8"W x 16-1/2"D x 3-1/2"H

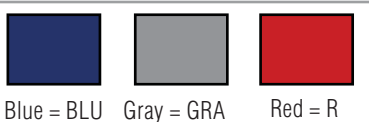
PART NUMBER	W	D	H	WEIGHT	LIST PRICE
QWRS-5-92035-BLU	36" x 18" x 63"	128 lbs.	\$506.30		
QWRS-5-92035-GRA	36" x 18" x 63"	128 lbs.	\$506.30		
QWRS-5-92035-R	36" x 18" x 63"	128 lbs.	\$506.30		

#### 12 Bins: 10-7/8"W x 16-1/2"D x 6"H

PART NUMBER	W	D	H	WEIGHT	LIST PRICE
QWRS-5-92060-BLU	36" x 18" x 63"	135 lbs.	\$573.65		
QWRS-5-92060-GRA	36" x 18" x 63"	135 lbs.	\$573.65		
QWRS-5-92060-R	36" x 18" x 63"	135 lbs.	\$573.65		

#### 12 Bins: 10-7/8"W x 16-1/2"D x 8"H

PART NUMBER	W	D	H	WEIGHT	LIST PRICE
QWRS-5-92080-BLU	36" x 18" x 63"	145 lbs.	\$623.30		
QWRS-5-92080-GRA	36" x 18" x 63"	145 lbs.	\$623.30		
QWRS-5-92080-R	36" x 18" x 63"	145 lbs.	\$623.30		



### Stationary Slanted Shelving Units with Bins 2 Horizontal Shelves and 5 Slanted Shelves

Choose units with Euro Drawer Bins in Blue, Gray, Red, or Yellow

#### 36 Bins: 5-9/16"W x 17-5/8"D x 4-5/8"H

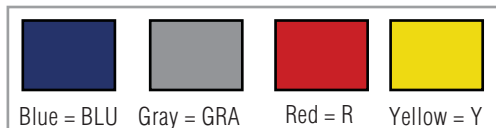
PART NUMBER	W	D	H	WEIGHT	LIST PRICE
QWRS-7-602-BLU	36" x 18" x 74"	169 lbs.	\$934.95		
QWRS-7-602-GRA	36" x 18" x 74"	169 lbs.	\$934.95		
QWRS-7-602-R	36" x 18" x 74"	169 lbs.	\$934.95		
QWRS-7-602-Y	36" x 18" x 74"	169 lbs.	\$934.95		

#### 54 Bins: 3-3/4"W x 17-5/8"D x 4-5/8"H

PART NUMBER	W	D	H	WEIGHT	LIST PRICE
QWRS-7-604-BLU	36" x 18" x 74"	182 lbs.	\$1,068.10		
QWRS-7-604-GRA	36" x 18" x 74"	182 lbs.	\$1,068.10		
QWRS-7-604-R	36" x 18" x 74"	182 lbs.	\$1,068.10		
QWRS-7-604-Y	36" x 18" x 74"	182 lbs.	\$1,068.10		

#### 24 Bins: 8-3/8"W x 17-5/8"D x 4-5/8"H

PART NUMBER	W	D	H	WEIGHT	LIST PRICE
QWRS-7-606-BLU	36" x 18" x 74"	159 lbs.	\$814.35		
QWRS-7-606-GRA	36" x 18" x 74"	159 lbs.	\$814.35		
QWRS-7-606-R	36" x 18" x 74"	159 lbs.	\$814.35		
QWRS-7-606-Y	36" x 18" x 74"	159 lbs.	\$814.35		



### Each stationary unit consist:

- 4 - 63" posts
- 2 - flat wire shelves
- 3 - slanted wire shelves

### Each caster unit consists of:

- 4 - 63" posts
- 2 - flat wire shelves
- 3 - slanted wire shelves
- 4 - 5" swivel poly stem caster
- 4 - donut bumpers



QWRS-5-92060-R

### Stationary Slanted Shelving Units with Bins 2 Horizontal Shelves and 5 Slanted Shelves

Choose units with Economy Black, Blue, Green, Ivory, Red Yellow or Clear Bins

#### 48 Bins: 4-1/8"W x 17-7/8"D x 4"H

PART NUMBER	W	D	H	WEIGHT	LIST PRICE
QWRS-7-103-BLK	36" x 18" x 74"	153 lbs.	\$671.50		
QWRS-7-103-BLU	36" x 18" x 74"	153 lbs.	\$671.50		
QWRS-7-103-GRE	36" x 18" x 74"	153 lbs.	\$671.50		
QWRS-7-103-IV	36" x 18" x 74"	153 lbs.	\$671.50		
QWRS-7-103-R	36" x 18" x 74"	153 lbs.	\$671.50		
QWRS-7-103-Y	36" x 18" x 74"	153 lbs.	\$671.50		
QWRS-7-103CL	36" x 18" x 74"	153 lbs.	\$719.85		

#### 30 Bins: 6-5/8"W x 17-7/8"D x 4"H


PART NUMBER	W	D	H	WEIGHT	LIST PRICE
QWRS-7-104-BLK	36" x 18" x 74"	146 lbs.	\$643.65		
QWRS-7-104-BLU	36" x 18" x 74"	146 lbs.	\$643.65		
QWRS-7-104-GRE	36" x 18" x 74"	146 lbs.	\$643.65		
QWRS-7-104-IV	36" x 18" x 74"	146 lbs.	\$643.65		
QWRS-7-104-R	36" x 18" x 74"	146 lbs.	\$643.65		
QWRS-7-104-Y	36" x 18" x 74"	146 lbs.	\$643.65		
QWRS-7-104CL	36" x 18" x 74"	146 lbs.	\$685.00		

#### 24 Bins: 8-3/8"W x 17-7/8"D x 4"H

PART NUMBER	W	D	H	WEIGHT	LIST PRICE
QWRS-7-108-BLK	36" x 18" x 74"	143 lbs.	\$660.20		
QWRS-7-108-BLU	36" x 18" x 74"	143 lbs.	\$660.20		
QWRS-7-108-GRE	36" x 18" x 74"	143 lbs.	\$660.20		
QWRS-7-108-IV	36" x 18" x 74"	143 lbs.	\$660.20		
QWRS-7-108-R	36" x 18" x 74"	143 lbs.	\$660.20		
QWRS-7-108-Y	36" x 18" x 74"	143 lbs.	\$660.20		
QWRS-7-108CL	36" x 18" x 74"	143 lbs.	\$707.05		

#### 18 Bins: 11-1/8"W x 17-7/8"D x 4"H

PART NUMBER	W	D	H	WEIGHT	LIST PRICE
QWRS-7-110-BLK	36" x 18" x 74"	144 lbs.	\$695.30		
QWRS-7-110-BLU	36" x 18" x 74"	144 lbs.	\$695.30		
QWRS-7-110-GRE	36" x 18" x 74"	144 lbs.	\$695.30		
QWRS-7-110-IV	36" x 18" x 74"	144 lbs.	\$695.30		
QWRS-7-110-R	36" x 18" x 74"	144 lbs.	\$695.30		
QWRS-7-110-Y	36" x 18" x 74"	144 lbs.	\$695.30		
QWRS-7-110CL	36" x 18" x 74"	144 lbs.	\$750.35		



# CHROME SLANTED WIRE SHELVING



**QMWRS-7-602-Y**

**Slanted Shelving Units on Casters with Bins**  
**2 Horizontal Shelves and 3 Slanted Shelves**  
 Choose units with Dividable Blue, Gray, or Red Containers

**12 Bins: 10-7/8"W x 16-1/2"D x 3-1/2"H**

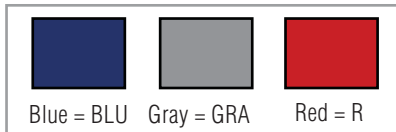
PART NUMBER	W	D	H	WEIGHT	LIST PRICE
QMWRS-5-92035-BLU	36" x 18" x 63"	136 lbs.	\$617.05		
QMWRS-5-92035-GRA	36" x 18" x 63"	136 lbs.	\$617.05		
QMWRS-5-92035-R	36" x 18" x 63"	136 lbs.	\$617.05		

**12 Bins: 10-7/8"W x 16-1/2"D x 6"H**

PART NUMBER	W	D	H	WEIGHT	LIST PRICE
QMWRS-5-92060-BLU	36" x 18" x 63"	143 lbs.	\$684.40		
QMWRS-5-92060-GRA	36" x 18" x 63"	143 lbs.	\$684.40		
QMWRS-5-92060-R	36" x 18" x 63"	143 lbs.	\$684.40		

**12 Bins: 10-7/8"W x 16-1/2"D x 8"H**

PART NUMBER	W	D	H	WEIGHT	LIST PRICE
QMWRS-5-92080-BLU	36" x 18" x 63"	153 lbs.	\$734.05		
QMWRS-5-92080-GRA	36" x 18" x 63"	153 lbs.	\$734.05		
QMWRS-5-92080-R	36" x 18" x 63"	153 lbs.	\$734.05		



**Slanted Shelving Units on Casters with Bins**  
**2 Horizontal Shelves and 5 Slanted Shelves**

Choose units with Euro Drawer Bins in Blue, Gray, Red, or Yellow

**36 Bins: 5-9/16"W x 17-5/8"D x 4-5/8"H**


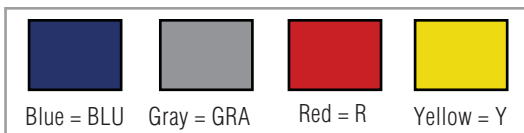
PART NUMBER	W	D	H	WEIGHT	LIST PRICE
QMWRS-7-602-BLU	36" x 18" x 74"	177 lbs.	\$1,045.80		
QMWRS-7-602-GRA	36" x 18" x 74"	177 lbs.	\$1,045.80		
QMWRS-7-602-R	36" x 18" x 74"	177 lbs.	\$1,045.80		
QMWRS-7-602-Y	36" x 18" x 74"	177 lbs.	\$1,045.80		

**54 Bins: 3-3/4"W x 17-5/8"D x 4-5/8"H**

PART NUMBER	W	D	H	WEIGHT	LIST PRICE
QMWRS-7-604-BLU	36" x 18" x 74"	190 lbs.	\$1,178.95		
QMWRS-7-604-GRA	36" x 18" x 74"	190 lbs.	\$1,178.95		
QMWRS-7-604-R	36" x 18" x 74"	190 lbs.	\$1,178.95		
QMWRS-7-604-Y	36" x 18" x 74"	190 lbs.	\$1,178.95		

**24 Bins: 8-3/8"W x 17-5/8"D x 4-5/8"H**

PART NUMBER	W	D	H	WEIGHT	LIST PRICE
QMWRS-7-606-BLU	36" x 18" x 74"	167 lbs.	\$925.10		
QMWRS-7-606-GRA	36" x 18" x 74"	167 lbs.	\$925.10		
QMWRS-7-606-R	36" x 18" x 74"	167 lbs.	\$925.10		
QMWRS-7-606-Y	36" x 18" x 74"	167 lbs.	\$925.10		



**QMWRS-7-104-BLU**

**Slanted Shelving Units on Casters with Bins**  
**2 Horizontal Shelves and 5 Slanted Shelves**  
 Choose units with Economy Black, Blue, Green, Ivory, Red, Yellow, or Bins

**48 Bins: 4-1/8"W x 17-7/8"D x 4"H**

PART NUMBER	W	D	H	WEIGHT	LIST PRICE
QMWRS-7-103-BLK	36" x 18" x 74"	161 lbs.	\$771.75		
QMWRS-7-103-BLU	36" x 18" x 74"	161 lbs.	\$771.75		
QMWRS-7-103-GRE	36" x 18" x 74"	161 lbs.	\$771.75		
QMWRS-7-103-IV	36" x 18" x 74"	161 lbs.	\$771.75		
QMWRS-7-103-R	36" x 18" x 74"	161 lbs.	\$771.75		
QMWRS-7-103-Y	36" x 18" x 74"	161 lbs.	\$771.75		
QMWRS-7-103CL	36" x 18" x 74"	161 lbs.	\$819.55		

**30 Bins: 6-5/8"W x 17-7/8"D x 4"H**


PART NUMBER	W	D	H	WEIGHT	LIST PRICE
QMWRS-7-104-BLK	36" x 18" x 74"	154 lbs.	\$754.45		
QMWRS-7-104-BLU	36" x 18" x 74"	154 lbs.	\$754.45		
QMWRS-7-104-GRE	36" x 18" x 74"	154 lbs.	\$754.45		
QMWRS-7-104-IV	36" x 18" x 74"	154 lbs.	\$754.45		
QMWRS-7-104-R	36" x 18" x 74"	154 lbs.	\$754.45		
QMWRS-7-104-Y	36" x 18" x 74"	154 lbs.	\$754.45		
QMWRS-7-104CL	36" x 18" x 74"	154 lbs.	\$795.80		

**24 Bins: 8-3/8"W x 17-7/8"D x 4"H**

PART NUMBER	W	D	H	WEIGHT	LIST PRICE
QMWRS-7-108-BLK	36" x 18" x 74"	151 lbs.	\$770.95		
QMWRS-7-108-BLU	36" x 18" x 74"	151 lbs.	\$770.95		
QMWRS-7-108-GRE	36" x 18" x 74"	151 lbs.	\$770.95		
QMWRS-7-108-IV	36" x 18" x 74"	151 lbs.	\$770.95		
QMWRS-7-108-R	36" x 18" x 74"	151 lbs.	\$770.95		
QMWRS-7-108-Y	36" x 18" x 74"	151 lbs.	\$770.95		
QMWRS-7-108CL	36" x 18" x 74"	151 lbs.	\$817.75		

**18 Bins: 11-1/8"W x 17-7/8"D x 4"H**

PART NUMBER	W	D	H	WEIGHT	LIST PRICE
QMWRS-7-110-BLK	36" x 18" x 74"	152 lbs.	\$806.10		
QMWRS-7-110-BLU	36" x 18" x 74"	152 lbs.	\$806.10		
QMWRS-7-110-GRE	36" x 18" x 74"	152 lbs.	\$806.10		
QMWRS-7-110-IV	36" x 18" x 74"	152 lbs.	\$806.10		
QMWRS-7-110-R	36" x 18" x 74"	152 lbs.	\$806.10		
QMWRS-7-110-Y	36" x 18" x 74"	152 lbs.	\$806.10		
QMWRS-7-110CL	36" x 18" x 74"	152 lbs.	\$861.15		



# WIRE CASTER CART WITH HEAVY DUTY QUICKPICK BINS

## QuickPick Bin Wire Cart

### Double sided cart with bins.

These heavy-duty, polypropylene storage bins provide an open hopper front and back, allowing double access to stored parts. Unit comes in a 2 or 3 shelf configuration complete with four casters (all swivel and two with brakes). Overall dimensions: 36"W x 18"D x 37-1/2"H. Cart is easy to assemble. Bins are available in 3 colors: Blue, Yellow and Red. One color per unit.



**QWRC2-1836-1867-BLU**

### 10 Bins: 6-5/8"W x 12-1/2"D x 5"H

PART NUMBER	W	D	H	WEIGHT	LIST PRICE
QWRC2-1836-1265-BLU	36"	18"	38"	39 lbs.	\$388.65
QWRC2-1836-1265-R	36"	18"	38"	39 lbs.	\$388.65
QWRC2-1836-1265-Y	36"	18"	38"	39 lbs.	\$388.65

### 8 Bins: 8-3/8"W x 12-1/2"D x 5"H

PART NUMBER	W	D	H	WEIGHT	LIST PRICE
QWRC2-1836-1285-BLU	36"	18"	38"	38 lbs.	\$379.35
QWRC2-1836-1285-R	36"	18"	38"	38 lbs.	\$379.35
QWRC2-1836-1285-Y	36"	18"	38"	38 lbs.	\$379.35

### 10 Bins: 6-5/8"W x 18-1/2"D x 7"H

PART NUMBER	W	D	H	WEIGHT	LIST PRICE
QWRC2-1836-1867-BLU	36"	18"	38"	45 lbs.	\$423.40
QWRC2-1836-1867-R	36"	18"	38"	45 lbs.	\$423.40
QWRC2-1836-1867-Y	36"	18"	38"	45 lbs.	\$423.40

### 8 Bins: 8-3/8"W x 18-1/2"D x 7"H

PART NUMBER	W	D	H	WEIGHT	LIST PRICE
QWRC2-1836-1887-BLU	36"	18"	38"	44 lbs.	\$430.70
QWRC2-1836-1887-R	36"	18"	38"	44 lbs.	\$430.70
QWRC2-1836-1887-Y	36"	18"	38"	44 lbs.	\$430.70

### 15 Bins: 6-5/8"W x 12-1/2"D x 5"H

PART NUMBER	W	D	H	WEIGHT	LIST PRICE
QWRC3-1836-1265-BLU	36"	18"	38"	51 lbs.	\$501.60
QWRC3-1836-1265-R	36"	18"	38"	51 lbs.	\$501.60
QWRC3-1836-1265-Y	36"	18"	38"	51 lbs.	\$501.60

### 12 Bins: 8-3/8"W x 12-1/2"D x 5"H

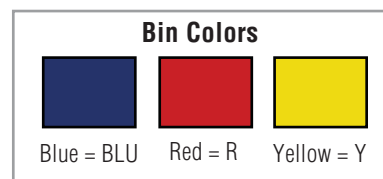
PART NUMBER	W	D	H	WEIGHT	LIST PRICE
QWRC3-1836-1285-BLU	36"	18"	38"	49 lbs.	\$487.60
QWRC3-1836-1285-R	36"	18"	38"	49 lbs.	\$487.60
QWRC3-1836-1285-Y	36"	18"	38"	49 lbs.	\$487.60

### 15 Bins: 6-5/8"W x 18-1/2"D x 7"H

PART NUMBER	W	D	H	WEIGHT	LIST PRICE
QWRC3-1836-1867-BLU	36"	18"	38"	60 lbs.	\$575.75
QWRC3-1836-1867-R	36"	18"	38"	60 lbs.	\$575.75
QWRC3-1836-1867-Y	36"	18"	38"	60 lbs.	\$575.75

### 12 Bins: 8-3/8"W x 18-1/2"D x 7"H

PART NUMBER	W	D	H	WEIGHT	LIST PRICE
QWRC3-1836-1887-BLU	36"	18"	38"	58 lbs.	\$564.60
QWRC3-1836-1887-R	36"	18"	38"	58 lbs.	\$564.60
QWRC3-1836-1887-Y	36"	18"	38"	58 lbs.	\$564.60





# TRAY CARTS & MODULAR TRAYS

## Trays

Heavy duty 26" x 18" white trays are NSF approved for use for food service or may be used for standard applications. Perimeter ends are reinforced for additional strength. The 26" x 20" size offers a deep stacking tray. All trays are manufactured of fiberglass reinforced thermostet material, allowing up to 200 lbs. weight capacity when evenly distributed. Aurora's modular trays will withstand temperatures of -40°F to +350°F. 26" x 18" Trays available in White, 26" x 20" Trays are available in White, and Gray.



**Q2026TRG - Gray**



**Q2026TRW - White**



**QTC-19**  
(Trays sold separately)

## Modular Tray Carts

Tray Carts are offered in half size and full size units, designed to handle work in process. Optional Tray Stop prevents trays from falling out. Finish: Chrome

### Modular Wire Tray Cart

Finish: Chrome

PART NUMBER	W	D	H	WEIGHT	LIST PRICE
QTC-19	30"	18"	39"	45 lbs.	\$364.50

### Tray Stops for 39" High Tray Cart

PART NUMBER	WEIGHT	LIST PRICE
QTS32C	Tray Stops for 39" High Tray Cart	1 lb. \$40.80

### Modular Wire Tray Carts

Finish: Chrome

PART NUMBER	W	D	H	WEIGHT	LIST PRICE
QTC-31	30"	21"	69"	68 lbs.	\$402.30
QTC-39	30"	18"	69"	74 lbs.	\$390.25

### Tray Stops for 69" High Tray Cart

PART NUMBER	WEIGHT	LIST PRICE
QTS62C	Tray Stops for 69" High Tray Cart	1 lb. \$55.80

### Trays

PART NUMBER	W	D	H	WEIGHT	LIST PRICE
Q2026TRG - Gray	26"	20"	1-1/2"	5 lbs.	\$63.85
Q2026TRW - White	26"	20"	1-1/2"	5 lbs.	\$63.85

### Tray Slides

PART NUMBER	WEIGHT	LIST PRICE
QTS18C	18" Tray Slide Set	1 lb. \$96.65
QTS24C	24" Tray Slide Set	1 lb. \$111.35



**QTS18C**

## Tray Slides

Efficiently utilize space between shelves using standard trays and/or bins.

- Available in 18" and 24" depths
- Accommodates up to 10 trays

**QTS62C**  
Optional Tray Stop



**QTC-39 + QTS62C**  
Tray Stops can be used on back as shown here or one in the back and one in the front.  
(Trays sold separately)

# BIN CARTS & TRAY SLIDES



**QBC212434M1B**

**Bin Carts**

**4 Bins: 22-1/2"W x 17-1/2"D x 45"H**

PART NUMBER	W	D	H	WEIGHT	LIST PRICE
QBC212434M1B	21"	24"	45"	63 lbs.	\$532.20
QBC212434M1G	21"	24"	45"	63 lbs.	\$532.20
QBC212434M1R	21"	24"	45"	63 lbs.	\$532.20

**Bin Carts**

**7 Bins: 22-1/2"W x 17-1/2"D x 69"H**

PART NUMBER	W	D	H	WEIGHT	LIST PRICE
QBC212469M1B	21"	24"	69"	68 lbs.	\$729.70
QBC212469M1G	21"	24"	69"	68 lbs.	\$729.70
QBC212469M1R	21"	24"	69"	68 lbs.	\$729.70

**Bin Carts**

**11 Bins: 22-1/2"W x 17-1/2"D x 69"H**

PART NUMBER	W	D	H	WEIGHT	LIST PRICE
QBC212469M2B	21"	24"	69"	84 lbs.	\$910.60
QBC212469M2G	21"	24"	69"	84 lbs.	\$910.60
QBC212469M2R	21"	24"	69"	84 lbs.	\$910.60

**Bin Cart with NO Containers**

PART NUMBER	W	D	H	WEIGHT	LIST PRICE
QBC212469M	21"	24"	69"	50 lbs.	\$510.75



**QBC212469M1R**

**Bin Colors**

Blue = BLU

Green = GRE

Red = R

# TUB RACK CARTS



**QTR4-2516-8-BLU**



**QTR1-2516-8-BLU**



**QTR6-2516-8-GRA**

**Tub Rack Carts with Cross Stack Tubs**  
**Choice of Blue, Gray or White Tub Color**

**Number of Tubs: 1**

PART NUMBER	W	D	H	WEIGHT	LIST PRICE
QTR1-2516-8-BLU	27"	19"	19"	13 lbs.	\$356.90
QTR1-2516-8-GRA	27"	19"	19"	13 lbs.	\$356.90
QTR1-2516-8-WHITE	27"	19"	19"	13 lbs.	\$356.90

**Number of Tubs: 2**

PART NUMBER	W	D	H	WEIGHT	LIST PRICE
QTR2-2516-8-BLU	27"	19"	31"	25 lbs.	\$480.30
QTR2-2516-8-GRA	27"	19"	31"	25 lbs.	\$480.30
QTR2-2516-8-WHITE	27"	19"	31"	25 lbs.	\$480.30

**Number of Tubs: 3**

PART NUMBER	W	D	H	WEIGHT	LIST PRICE
QTR3-2516-8-BLU	27"	19"	41"	33 lbs.	\$721.65
QTR3-2516-8-GRA	27"	19"	41"	33 lbs.	\$721.65
QTR3-2516-8-WHITE	27"	19"	41"	33 lbs.	\$721.65

**Number of Tubs: 4**

PART NUMBER	W	D	H	WEIGHT	LIST PRICE
QTR4-2516-8-BLU	27"	19"	51"	46 lbs.	\$814.75
QTR4-2516-8-GRA	27"	19"	51"	46 lbs.	\$814.75
QTR4-2516-8-WHITE	27"	19"	51"	46 lbs.	\$814.75

**Number of Tubs: 5**

PART NUMBER	W	D	H	WEIGHT	LIST PRICE
QTR5-2516-8-BLU	27"	19"	61"	54 lbs.	\$848.20
QTR5-2516-8-GRA	27"	19"	61"	54 lbs.	\$848.20
QTR5-2516-8-WHITE	27"	19"	61"	54 lbs.	\$848.20

**Number of Tubs: 6**

PART NUMBER	W	D	H	WEIGHT	LIST PRICE
QTR6-2516-8-BLU	27"	19"	71"	58 lbs.	\$861.40
QTR6-2516-8-GRA	27"	19"	71"	58 lbs.	\$861.40
QTR6-2516-8-WHITE	27"	19"	71"	58 lbs.	\$861.40



**QTR3-2516-8-WHITE**

**Bin Colors**

Blue = BLU	Gray = GRA	White

# POLYMER CARTS

## Polymer Carts

Industrial strength cart is ideal for many industrial and commercial material handling applications. Set of 2 swivel and 2 rigid 5" x 1-1/4" heavy-duty casters allow for 550 lb. load capacity. Available in two sizes with a 2 or 3 shelf combination. Available in Gray.



**QPC4026-33**  
Tools not included



**QPFTC4026-33-3**



**QPFTC4026-33**



**QPC3518-33-3**



**QPC4026-33-3**



**QPC3518-33 + QPCTH**  
(Shown with optional  
Tool Holder Accessory)  
Tools not included

### Polymer Carts 2 Shelves

PART NUMBER	W	D	H	WEIGHT	LIST PRICE
QPC3518-33	34-1/4" x	17-1/2" x	32-1/2"	38 lbs.	\$275.70

### Polymer Carts 3 Shelves

PART NUMBER	W	D	H	WEIGHT	LIST PRICE
QPC3518-33-3	34-1/4" x	17-1/2" x	32-1/2"	51 lbs.	\$379.50

### Polymer Carts 2 Shelves

PART NUMBER	W	D	H	WEIGHT	LIST PRICE
QPC4026-33	40" x	26" x	32-1/2"	54 lbs.	\$368.90

### Additional Shelves

PART NUMBER	W	D	H	WEIGHT	LIST PRICE
QPC3518SHELF	34-1/4" x	17-1/2"	4-3/16"	13 lbs.	\$101.85
QPC4026SHELF	40" x	26"	2-5/8"	20 lbs.	\$136.35

### Polymer Flat Top Cart

PART NUMBER	W	D	H	WEIGHT	LIST PRICE
QPFTC4026-33-3	40" x	26" x	32-1/2"	71 lbs.	\$507.80

### 98 Piece Tool Holder

PART NUMBER	W	D	H	WEIGHT	LIST PRICE
QPCTH	40" x	26" x	32-1/2"	3 lbs.	\$68.85

# UTILITY CARTS

## Wire Utility Carts

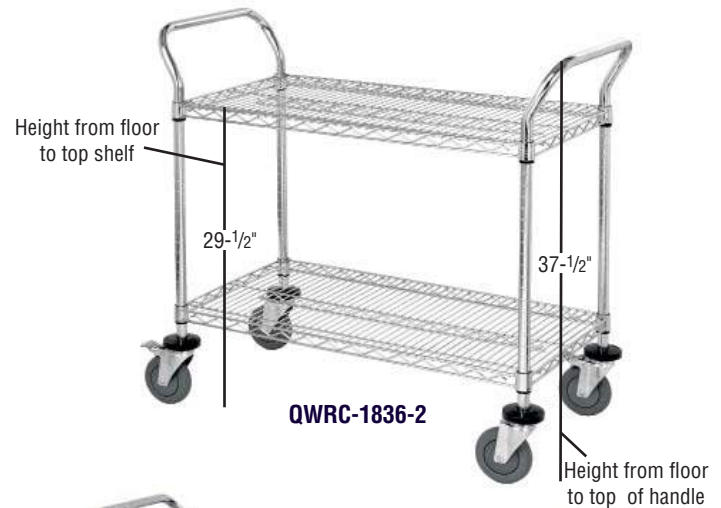
Give versatility to any operation: food service, hospitals and maintenance. Carts consists of 2 u-handles, 4 donut bumpers, 4 swivel casters (2 with brakes) and wire or solid shelf combinations.



**QWRC-1836-2CG**



**QWRC-1836-3G**



**QWRC-1836-2**



**QWRC-1836-2G**



**QWRC-1836-3G**



**QWRC-1836-3**

### Utility Cart with 2 Wire Shelves

PART NUMBER	W	D	H	WEIGHT	LIST PRICE
QWRC-1836-2	36"	18"	x37-1/2"	42 lbs.	\$293.65
QWRC-1842-2	42"	18"	x37-1/2"	45 lbs.	\$307.40
QWRC-1848-2	48"	18"	x37-1/2"	47 lbs.	\$319.85
QWRC-2436-2	36"	24"	x37-1/2"	47 lbs.	\$331.90
QWRC-2442-2	42"	24"	x37-1/2"	53 lbs.	\$345.60
QWRC-2448-2	48"	24"	x37-1/2"	61 lbs.	\$356.70

### Utility Cart with 3 Wire Shelves

PART NUMBER	W	D	H	WEIGHT	LIST PRICE
QWRC-1836-3	36"	18"	x37-1/2"	52 lbs.	\$333.95
QWRC-1842-3	42"	18"	x37-1/2"	56 lbs.	\$354.55
QWRC-1848-3	48"	18"	x37-1/2"	59 lbs.	\$373.20
QWRC-2436-3	36"	24"	x37-1/2"	60 lbs.	\$383.35
QWRC-2442-3	42"	24"	x37-1/2"	68 lbs.	\$403.95
QWRC-2448-3	48"	24"	x37-1/2"	76 lbs.	\$420.60

### Utility Cart with 1 Wire and 1 Solid Shelf

PART NUMBER	W	D	H	WEIGHT	LIST PRICE
QWRC-1836-2G	36"	18"	x37-1/2"	54 lbs.	\$473.25
QWRC-1848-2G	48"	18"	x37-1/2"	59 lbs.	\$507.20
QWRC-2436-2G	36"	24"	x37-1/2"	57 lbs.	\$521.85
QWRC-2448-2G	48"	24"	x37-1/2"	77 lbs.	\$588.25

### Utility Cart with 2 Wire and 1 Solid Shelf

PART NUMBER	W	D	H	WEIGHT	LIST PRICE
QWRC-1836-3G	36"	18"	x37-1/2"	70 lbs.	\$603.35
QWRC-1848-3G	48"	18"	x37-1/2"	79 lbs.	\$654.35
QWRC-2436-3G	36"	24"	x37-1/2"	76 lbs.	\$695.65
QWRC-2448-3G	48"	24"	x37-1/2"	97 lbs.	\$767.85

### Utility Cart with 2 Solid Shelves

PART NUMBER	W	D	H	WEIGHT	LIST PRICE
QWRC-1836-2CG	36"	18"	x37-1/2"	48 lbs.	\$383.45
QWRC-1848-2CG	48"	18"	x37-1/2"	51 lbs.	\$413.55
QWRC-2436-2CG	36"	24"	x37-1/2"	51 lbs.	\$435.95
QWRC-2448-2CG	48"	24"	x37-1/2"	69 lbs.	\$472.50

### Utility Cart with 3 Solid Shelves

PART NUMBER	W	D	H	WEIGHT	LIST PRICE
QWRC-1836-3CG	36"	18"	x37-1/2"	58 lbs.	\$423.70
QWRC-1848-3CG	48"	18"	x37-1/2"	67 lbs.	\$466.90
QWRC-2436-3CG	36"	24"	x37-1/2"	66 lbs.	\$487.45
QWRC-2448-3CG	48"	24"	x37-1/2"	85 lbs.	\$536.35

# WIRE BASKET UNITS

## Stationary Wire Basket Units

Basket units allow high visibility and air circulation. The basket acts as a dispensing and storage module which can be added to 18", 21" and 24" deep shelving units. The collar hook allows the basket to be removed or adjusted to accommodate various product mix and sizes. Baskets are adjustable on 1" increments. 110 lb. load capacity per basket. Adjustable baskets used in combination with shelves are an excellent method to store all types of products. Units can be stationary or with casters. Casters add flexibility and convert stationary units into transport systems. Ideal for exchange charts and par level storage. **(Note: Dividers sold separately)** Finish: Chrome

### Each stationary unit consists of:

- 4 - 63"H posts
- 3 - adjustable baskets including collar hooks
- 2 - wire shelves

### Stationary Basket Units 63" High 2 Shelves, 3 Baskets

PART NUMBER	W	D	H	WEIGHT	LIST PRICE
Q1836BC6C	36" x 18" x 63"			70 lbs.	\$389.45
Q1848BC6C	48" x 18" x 63"			82 lbs.	\$438.15
Q2436BC6C	36" x 24" x 63"			85 lbs.	\$447.10
Q2448BC6C	48" x 24" x 63"			100 lbs.	\$510.50

## Wire Basket Units on Casters

### Each unit consists of:

- 4 - 63"H posts
- 3 - adjustable baskets including collar hooks
- 2 - wire shelves
- 4 - donut bumpers
- 4 - swivel 5" x 1-1/4" polyurethane casters, 2 with brakes

### Caster Basket Units 69" High 2 Shelves, 3 Baskets

PART NUMBER	W	D	H	WEIGHT	LIST PRICE
QM1836BC6C	36" x 18" x 69"			78 lbs.	\$514.75
QM1848BC6C	48" x 18" x 69"			90 lbs.	\$563.40
QM2436BC6C	36" x 24" x 69"			93 lbs.	\$572.30
QM2448BC6C	48" x 24" x 69"			108 lbs.	\$635.70

### Four Collar Hooks

PART NUMBER	W	D	H	WEIGHT	LIST PRICE
*QSCH1	1/2" Collar Hooks			1 lb.	\$17.05
*QSCH1-5	1-1/2" Collar Hooks			1 lb.	\$17.30

\*Hooks onto basket corner allowing basket to securely hang

### Wire Basket Dividers

PART NUMBER	W	D	WEIGHT	LIST PRICE
Q149DC	14" x 9"		1 lbs.	\$6.00
Q209DC	20" x 9"		2 lbs.	\$9.70
Q2012DC	20" x 12"		2 lbs.	\$9.50



Q1836BC6C



QM1836BC6C



QSCH1-5

# HEALTHCARE & MEDICAL

## Slanted Shelf Cart with Bin Holders Combo Cart - Complete Packages

A systems cart that offers hanging bins, slanted bins and bins on a flat surface all in one unit. Cart offers multiple applications for the ability to store prepacked items such as sutures or sloped storage for dispensing small parts. This combination creates a highly customized exchange and storage system. Bins available in Blue, Green, Ivory, Red, Yellow, Black and Clear. Cart finish: Chrome



**QWRCSL5-74-1836-104230-Y**

**2 Flat Shelves, 3 Slanted Shelves**  
**20 Bins: 6-5/8"W x 17-7/8"D x 4"H**  
**24 Bins: 4-1/8"W x 7-3/8"D x 3"H**

**Choice of Black, Blue, Green, Ivory, Red, Yellow or Clear Bins**

PART NUMBER	W	D	H	WEIGHT	LIST PRICE
QWRCSL5-74-1836-104220BLK	36"	18"	80"	105 lbs.	\$920.15
QWRCSL5-74-1836-104220BLU	36"	18"	80"	105 lbs.	\$920.15
QWRCSL5-74-1836-104220GRE	36"	18"	80"	105 lbs.	\$920.15
QWRCSL5-74-1836-104220-IV	36"	18"	80"	105 lbs.	\$920.15
QWRCSL5-74-1836-104220-R	36"	18"	80"	105 lbs.	\$920.15
QWRCSL5-74-1836-104220-Y	36"	18"	80"	105 lbs.	\$920.15
QWRCSL5-74-1836-104220CL	36"	18"	80"	105 lbs.	\$957.00

**2 Flat Shelves, 3 Slanted Shelves**  
**20 Bins: 6-5/8"W x 17-7/8"D x 4"H**  
**18 Bins: 5-1/2"W x 10-7/8"D x 5"H**

**Choice of Black, Blue, Green, Ivory, Red, Yellow, or Clear Bins**

PART NUMBER	W	D	H	WEIGHT	LIST PRICE
QWRCSL5-74-1836-104230BLK	36"	18"	80"	112 lbs.	\$1,009.85
QWRCSL5-74-1836-104230BLU	36"	18"	80"	112 lbs.	\$1,009.85
QWRCSL5-74-1836-104230GRE	36"	18"	80"	112 lbs.	\$1,009.85
QWRCSL5-74-1836-104230-IV	36"	18"	80"	112 lbs.	\$1,009.85
QWRCSL5-74-1836-104230-R	36"	18"	80"	112 lbs.	\$1,009.85
QWRCSL5-74-1836-104230-Y	36"	18"	80"	112 lbs.	\$1,009.85
QWRCSL5-74-1836-104230CL	36"	18"	80"	112 lbs.	\$1,063.70

**2 Flat Shelves, 3 Slanted Shelves**  
**24 Bins: 6-5/8"W x 17-7/8"D x 4"H**  
**30 Bins: 4-1/8"W x 7-3/8"D x 3"H**

**Choice of Black, Blue, Green, Ivory, Red, Yellow or Clear Bins**

PART NUMBER	W	D	H	WEIGHT	LIST PRICE
QWRCSL5-74-1848-104220BLK	48"	18"	80"	128 lbs.	\$1,110.85
QWRCSL5-74-1848-104220BLU	48"	18"	80"	128 lbs.	\$1,110.85
QWRCSL5-74-1848-104220GRE	48"	18"	80"	128 lbs.	\$1,110.85
QWRCSL5-74-1848-104220-IV	48"	18"	80"	128 lbs.	\$1,110.85
QWRCSL5-74-1848-104220-R	48"	18"	80"	128 lbs.	\$1,110.85
QWRCSL5-74-1848-104220-Y	48"	18"	80"	128 lbs.	\$1,110.85
QWRCSL5-74-1848-104220CL	48"	18"	80"	128 lbs.	\$1,156.00

## Catheter Cart - Complete Package

Uniquely designed, the catheter bin cart replaces the wire basket concept with color coded bins allowing for quicker identification. The combination of modular wire and plastic bins minimizes shrinkage and reduces unit cost. Bins are molded from high density polypropylene and are available in Blue, Green, Ivory, Red, Yellow, Black and Clear. Cart finish: Chrome



**QWRC9-63-2448-105-IV**

**9 Shelves**  
**80 Bins: 4-1/8"W x 23-5/8"D x 4"H**

**Choice of Black, Blue, Green, Ivory, Red, Yellow or Clear Bins**

PART NUMBER	W	D	H	WEIGHT	LIST PRICE
QWRC9-63-2448-105-BLK	48"	24"	69"	246 lbs.	\$1,577.05
QWRC9-63-2448-105-BLU	48"	24"	69"	246 lbs.	\$1,577.05
QWRC9-63-2448-105-GRE	48"	24"	69"	246 lbs.	\$1,577.05
QWRC9-63-2448-105-IV	48"	24"	69"	246 lbs.	\$1,577.05
QWRC9-63-2448-105-R	48"	24"	69"	246 lbs.	\$1,577.05
QWRC9-63-2448-105-Y	48"	24"	69"	246 lbs.	\$1,577.05
QWRC9-63-2448-105CL	48"	24"	69"	246 lbs.	\$1,674.65

**Bin Colors**

Black = BLK

Blue = BLU

Green = GRE

Ivory = IV

Red = R

Yellow = Y

Clear = CL

# ENCLOSED SIDE SLANTED SHELF SUTURE CART WITH BINS/NO BINS

## Slanted Shelf Suture Cart - Enclosed - Complete Packages

Units are designed for quick and easy accessibility for prepacked items such as sutures. The wire end panel maintains product while the slanted shelf allows for gravity feed. Available with or without side enclosures. Bins available in Blue, Green, Ivory, Red, Yellow, Black and Clear. Cart finish: Chrome

### Enclosed Side Slanted Shelf Suture Cart with Bins 2 Flat Shelves, 3 Slanted Shelves 20 Bins: 6-5/8"W x 17-7/8"D x 4"H

PART NUMBER	W	D	H	WEIGHT	LIST PRICE
QWRCSL5-63-1836EP-104-BLK	36" x 18"	18"	69"	103 lbs.	\$772.75
QWRCSL5-63-1836EP-104-BLU	36" x 18"	18"	69"	103 lbs.	\$772.75
QWRCSL5-63-1836EP-104-GRE	36" x 18"	18"	69"	103 lbs.	\$772.75
QWRCSL5-63-1836EP-104-IV	36" x 18"	18"	69"	103 lbs.	\$772.75
QWRCSL5-63-1836EP-104-R	36" x 18"	18"	69"	103 lbs.	\$772.75
QWRCSL5-63-1836EP-104-Y	36" x 18"	18"	69"	103 lbs.	\$772.75
QWRCSL5-63-1836EP-104CL	36" x 18"	18"	69"	103 lbs.	\$801.40

### Enclosed Side Slanted Shelf Suture Cart with Bins 2 Flat Shelves, 3 Slanted Shelves 20 Bins: 6-5/8"W x 23-5/8"D x 4"H

PART NUMBER	W	D	H	WEIGHT	LIST PRICE
QWRCSL5-63-2436EP-106-BLK	36" x 24"	24"	69"	131 lbs.	\$1,015.80
QWRCSL5-63-2436EP-106-BLU	36" x 24"	24"	69"	131 lbs.	\$1,015.80
QWRCSL5-63-2436EP-106-GRE	36" x 24"	24"	69"	131 lbs.	\$1,015.80
QWRCSL5-63-2436EP-106-IV	36" x 24"	24"	69"	131 lbs.	\$1,015.80
QWRCSL5-63-2436EP-106-R	36" x 24"	24"	69"	131 lbs.	\$1,015.80
QWRCSL5-63-2436EP-106-Y	36" x 24"	24"	69"	131 lbs.	\$1,015.80
QWRCSL5-63-2436EP-106CL	36" x 24"	24"	69"	131 lbs.	\$1,073.50

### Enclosed Side Slanted Shelf Suture Cart with Bins 2 Flat Shelves, 3 Slanted Shelves 28 Bins: 6-5/8"W x 17-7/8"D x 4"H

PART NUMBER	W	D	H	WEIGHT	LIST PRICE
QWRCSL5-63-1848EP-104-BLK	48" x 18"	18"	69"	123 lbs.	\$929.55
QWRCSL5-63-1848EP-104-BLU	48" x 18"	18"	69"	123 lbs.	\$929.55
QWRCSL5-63-1848EP-104-GRE	48" x 18"	18"	69"	123 lbs.	\$929.55
QWRCSL5-63-1848EP-104-IV	48" x 18"	18"	69"	123 lbs.	\$929.55
QWRCSL5-63-1848EP-104-R	48" x 18"	18"	69"	123 lbs.	\$929.55
QWRCSL5-63-1848EP-104-Y	48" x 18"	18"	69"	123 lbs.	\$929.55
QWRCSL5-63-1848EP-104CL	48" x 18"	18"	69"	123 lbs.	\$969.70

### Enclosed Side Slanted Shelf Suture Cart with Bins 2 Flat Shelves, 3 Slanted Shelves 28 Bins: 6-5/8"W x 23-5/8"D x 4"H

PART NUMBER	W	D	H	WEIGHT	LIST PRICE
QWRCSL5-63-2448EP-106-BLK	48" x 24"	24"	69"	152 lbs.	\$1,229.75
QWRCSL5-63-2448EP-106-BLU	48" x 24"	24"	69"	152 lbs.	\$1,229.75
QWRCSL5-63-2448EP-106-GRE	48" x 24"	24"	69"	152 lbs.	\$1,229.75
QWRCSL5-63-2448EP-106-IV	48" x 24"	24"	69"	152 lbs.	\$1,229.75
QWRCSL5-63-2448EP-106-R	48" x 24"	24"	69"	152 lbs.	\$1,229.75
QWRCSL5-63-2448EP-106-Y	48" x 24"	24"	69"	152 lbs.	\$1,229.75
QWRCSL5-63-2448EP-106CL	48" x 24"	24"	69"	152 lbs.	\$1,310.55



QWRCSL5-63-1836EP

### Enclosed Side Slanted Shelf Suture Cart - No Bins 2 Flat Shelves, 3 Slanted Shelves

PART NUMBER	W	D	H	WEIGHT	LIST PRICE
QWRCSL5-63-1836EP	36" x 18"	18"	69"	92 lbs.	\$670.60
QWRCSL5-63-1848EP	48" x 18"	18"	69"	106 lbs.	\$774.60
QWRCSL5-63-2436EP	36" x 24"	24"	69"	108 lbs.	\$792.15
QWRCSL5-63-2448EP	48" x 24"	24"	69"	120 lbs.	\$916.40

**Bin Colors**

Black = BLK	Blue = BLU	Green = GRE	Ivory = IV
Red = R	Yellow = Y	Clear = CL	



# OPEN SIDE SLANTED SHELF SUTURE CART WITH BINS/NO BINS

## Slanted Shelf Suture Cart - Open - Complete Packages

Units are designed for quick and easy accessibility for prepacked items such as sutures. The slanted shelf allows for gravity feed. Bins available in Blue, Green, Ivory, Red, Yellow, Black and Clear. Cart finish: Chrome

### Open Side Slanted Shelf Suture Cart with Bins 2 Flat Shelves, 3 Slanted Shelves 20 Bins: 6-5/8"W x 17-7/8"D x 4"H

PART NUMBER	W	D	H	WEIGHT	LIST PRICE
QWRCSL5-63-1836-104-BLK	36"	18"	69"	94 lbs.	\$606.20
QWRCSL5-63-1836-104-BLU	36"	18"	69"	94 lbs.	\$606.20
QWRCSL5-63-1836-104-GRE	36"	18"	69"	94 lbs.	\$606.20
QWRCSL5-63-1836-104-IV	36"	18"	69"	94 lbs.	\$606.20
QWRCSL5-63-1836-104-R	36"	18"	69"	94 lbs.	\$606.20
QWRCSL5-63-1836-104-Y	36"	18"	69"	94 lbs.	\$606.20
QWRCSL5-63-1836-104CL	36"	18"	69"	94 lbs.	\$634.85

### Open Side Slanted Shelf Suture Cart with Bins 2 Flat Shelves, 3 Slanted Shelves 20 Bins: 6-5/8"W x 23-5/8"D x 4"H

PART NUMBER	W	D	H	WEIGHT	LIST PRICE
QWRCSL5-63-2436-106-BLK	36"	24"	69"	115 lbs.	\$814.25
QWRCSL5-63-2436-106-BLU	36"	24"	69"	115 lbs.	\$814.25
QWRCSL5-63-2436-106-GRE	36"	24"	69"	115 lbs.	\$814.25
QWRCSL5-63-2436-106-IV	36"	24"	69"	115 lbs.	\$814.25
QWRCSL5-63-2436-106-Y	36"	24"	69"	115 lbs.	\$814.25
QWRCSL5-63-2436-106-R	36"	24"	69"	115 lbs.	\$814.25
QWRCSL5-63-2436-106CL	36"	24"	69"	115 lbs.	\$871.95

### Open Side Slanted Shelf Suture Cart with Bins 2 Flat Shelves, 3 Slanted Shelves 28 Bins: 6-5/8"W x 17-7/8"D x 4"H

PART NUMBER	W	D	H	WEIGHT	LIST PRICE
QWRCSL5-63-1848-104-BLK	48"	18"	69"	114 lbs.	\$762.95
QWRCSL5-63-1848-104-BLU	48"	18"	69"	114 lbs.	\$762.95
QWRCSL5-63-1848-104-GRE	48"	18"	69"	114 lbs.	\$762.95
QWRCSL5-63-1848-104-IV	48"	18"	69"	114 lbs.	\$762.95
QWRCSL5-63-1848-104-R	48"	18"	69"	114 lbs.	\$762.95
QWRCSL5-63-1848-104-Y	48"	18"	69"	114 lbs.	\$762.95
QWRCSL5-63-1848-104CL	48"	18"	69"	114 lbs.	\$803.15

### Open Side Slanted Shelf Suture Cart with Bins 2 Flat Shelves, 3 Slanted Shelves 28 Bins: 6-5/8"W x 23-5/8"D x 4"H

PART NUMBER	W	D	H	WEIGHT	LIST PRICE
QWRCSL5-63-2448-106-BLK	48"	24"	69"	136 lbs.	\$1,028.25
QWRCSL5-63-2448-106-BLU	48"	24"	69"	136 lbs.	\$1,028.25
QWRCSL5-63-2448-106-GRE	48"	24"	69"	136 lbs.	\$1,028.25
QWRCSL5-63-2448-106-IV	48"	24"	69"	136 lbs.	\$1,028.25
QWRCSL5-63-2448-106-R	48"	24"	69"	136 lbs.	\$1,028.25
QWRCSL5-63-2448-106-Y	48"	24"	69"	136 lbs.	\$1,028.25
QWRCSL5-63-2448-106CL	48"	24"	69"	136 lbs.	\$1,109.00

**Bin Colors**

Black = BLK	Blue = BLU	Green = GRE	Ivory = IV
Red = R	Yellow = Y	Clear = CL	



**QWRCSL5-63-1836-104-IV**

### Open Side Slanted Shelf Suture Cart - No Bins 2 Flat Shelves, 3 Slanted Shelves

PART NUMBER	W	D	H	WEIGHT	LIST PRICE
QWRCSL5-63-1836	36"	18"	69"	77 lbs.	\$491.15
QWRCSL5-63-1848	48"	18"	69"	91 lbs.	\$604.75
QWRCSL5-63-2436	36"	24"	69"	92 lbs.	\$586.65
QWRCSL5-63-2448	48"	24"	69"	104 lbs.	\$710.95

### Slanted Shelf

For high visibility, gravity feed and stock rotation. Shelves are adjustable on 1" increments and have a 400 lb. load capacity. Shelves can be used on stationary and caster units for greater efficiency. Finish: Chrome



**Q1836SL**

PART NUMBER	W	D	H	WEIGHT	LIST PRICE
Q1836SL	36"	18"		10 lbs.	\$66.50
Q1848SL	48"	18"		12 lbs.	\$91.15
Q2436SL	36"	24"		13 lbs.	\$85.85
Q2448SL	48"	24"		15 lbs.	\$117.95

# BIN TRANSPORT CARTS

## Combination Bin Transport Cart

The combination of bins and modular shelving creates a highly efficient method of visually identifying and transporting multiple items. The large capacity bins allow for color coding and the rotation of inventories. This multi-tasked unit is excellent for a wide variety of applications and transport solutions. Bins are available in Blue, Red, Yellow and Clear. Cart finish: Chrome

Each unit consists of:

- 4 - 63" posts
- 2 - 54" posts
- 2 - 24" x 60" wire shelves
- 3 - 24" x 36" wire shelves
- 4 - 5" swivel poly stem casters, 2 with brakes
- 4 - donut bumpers
- 4 - QUS955 (23-7/8" x 18-1/4" x 12")



**QWRCPL-63-2460-995-Y**

**4 Bins: 18-1/8"W x 23-7/8"D x 12"H**

PART NUMBER	W	D	H	WEIGHT	LIST PRICE
QWRCPL-63-2460-955-BLU	60"	24"	69"	165 lbs.	\$983.10
QWRCPL-63-2460-955-R	60"	24"	69"	165 lbs.	\$983.10
QWRCPL-63-2460-955-Y	60"	24"	69"	165 lbs.	\$983.10
QWRCPL-63-2460-955CL	60"	24"	69"	165 lbs.	\$1,049.35

**Bin Colors**

Blue = BLU	Red = R	Yellow = Y	Clear = CL

## Bin Transport Cart

Modular in design, the Bin Transport Cart provides an integrated system to transfer items. Carts enable you to color code, hold or transport inventories and supplies. Ideal for use in central supply and laundry. Bins are autoclavable up to 250°F. Bins available in Blue, Red and Yellow. Cart finish: Chrome



**QWRC2-36-3036-976-Y**

**Bin Transport Cart**  
**4 Bins: 16-1/2"W x 29-7/8"D x 15"H**

PART NUMBER	W	D	H	WEIGHT	LIST PRICE
QWRC2-36-3036-976-BLU	30"	36"	42"	88 lbs.	\$715.00
QWRC2-36-3036-976-R	30"	36"	42"	88 lbs.	\$715.00
QWRC2-36-3036-976-Y	30"	36"	42"	88 lbs.	\$715.00



**QWRC2-63-3036-974976-BLU**

**Bin Transport Cart with 2 Shelves**  
**2 Bins: 16-1/2"W x 29-7/8"D x 11"H**  
**6 Bins: 16-1/2"W x 29-7/8"D x 15"H**

PART NUMBER	W	D	H	WEIGHT	LIST PRICE
QWRC2-63-3036-974976-BLU	36"	30"	69"	150 lbs.	\$1,052.40
QWRC2-63-3036-974976-R	36"	30"	69"	150 lbs.	\$1,052.40
QWRC2-63-3036-974976-Y	36"	30"	69"	150 lbs.	\$1,052.40

**Bin Colors**

Blue = BLU	Red = R	Yellow = Y

# LINEN TRANSPORT CARTS



**QWRCS4-63-2436EP**



**QWRDBS4-63-2436EP**

All units consist of:  
 4 - posts  
 3 - wire shelves  
 1 - solid shelf  
 4 - enclosure panels

### 3 Sided Stem Caster Linen Cart

Caster unit also includes:

4 - 5" swivel poly stem casters, 2 with brakes  
 4 - Donut Bumpers

PART NUMBER	W	D	H	WEIGHT	LIST PRICE
QWRCS4-63-2436EP	36" x 24"	69"	113 lbs.	\$975.60	
QWRCS4-63-2448EP	48" x 24"	69"	131 lbs.	\$1,084.45	
QWRCS4-63-2460EP	60" x 24"	69"	158 lbs.	\$1,178.50	
QWRCS4-74-2436EP	36" x 24"	80"	113 lbs.	\$975.60	
QWRCS4-74-2448EP	48" x 24"	80"	131 lbs.	\$1,084.45	
QWRCS4-74-2460EP	60" x 24"	80"	158 lbs.	\$1,178.50	

### 3 Sided Dolly Base Linen Cart

Dolly Base unit also includes:

1 - dolly base  
 4 - plate casters (2 rigid and 2 swivel with brake)

PART NUMBER	W	D	H	WEIGHT	LIST PRICE
QWRDBS4-63-2436EP	36" x 24"	70"	124 lbs.	\$1,137.00	
QWRDBS4-63-2448EP	48" x 24"	70"	142 lbs.	\$1,238.60	
QWRDBS4-63-2460EP	60" x 24"	70"	169 lbs.	\$1,301.20	
QWRDBS4-74-2436EP	36" x 24"	81"	124 lbs.	\$1,145.65	
QWRDBS4-74-2448EP	48" x 24"	81"	142 lbs.	\$1,247.15	
QWRDBS4-74-2460EP	60" x 24"	81"	169 lbs.	\$1,309.80	

# ENCLOSURE LINEN CARTS

## Enclosure Carts

Finish: Chrome

- Enclosure carts are an effective way to keep contents from moving or falling off during transportation.
- Enclosure carts using rods and tabs are adaptable to any shelf position.
- Enclosure dolly base truck using rods & tabs allows for heavier load transport.
- The rods & tabs act as a perimeter to retain product.



QM2436C46E

**Each unit consists of:**

- 4 - posts
- 4 - wire shelves
- 4 - enclosure panels
- 4 - 5" swivel poly stem casters, 2 with brakes
- 4 - donut bumpers

**3 Sided, 4 Wire Shelves with Enclosure Panels  
63" Posts, 69" Full Height with Casters**

PART NUMBER	W	D	H	WEIGHT	LIST PRICE
QM2436C46E	36"	24"	69"	145 lbs.	\$768.10
QM2448C46E	48"	24"	69"	179 lbs.	\$839.95
QM2460C46E	60"	24"	69"	197 lbs.	\$982.50



QM1836C46RE

**Each units consist of:**

- 4 - posts
- 4 - wire shelves
- 4, 5 or 6 - rods & tabs kits
- 4 - 5" swivel poly stem casters, 2 with brakes
- 4 - donut bumpers

**3 Sided, 4 Wire Shelves with Rods & Tabs  
63" Posts, 69" Full Height with Casters**

PART NUMBER	W	D	H	WEIGHT	LIST PRICE
QM1836C46RE	36"	18"	69"	74 lbs.	\$365.60
QM1848C46RE	48"	18"	69"	84 lbs.	\$446.10
QM1860C46RE	60"	18"	69"	100 lbs.	\$492.50
QM2436C46RE	36"	24"	69"	88 lbs.	\$438.40
QM2448C46RE	48"	24"	69"	104 lbs.	\$488.00
QM2460C46RE	60"	24"	69"	124 lbs.	\$557.70

**74" Posts, 80" Full Height with Casters**

PART NUMBER	W	D	H	WEIGHT	LIST PRICE
QM1836C47RE	36"	18"	80"	80 lbs.	\$377.30
QM1848C47RE	48"	18"	80"	92 lbs.	\$457.75
QM1860C47RE	60"	18"	80"	104 lbs.	\$504.20
QM2436C47RE	36"	24"	80"	94 lbs.	\$450.05
QM2448C47RE	48"	24"	80"	112 lbs.	\$499.70
QM2460C47RE	60"	24"	80"	132 lbs.	\$569.35

**Dolly Base unit also includes:**

- 1 - dolly base
- 4 - plate casters (2 rigid and 2 swivel with brake)

**Dolly Base Cart**

**3 Sided, 4 Wire Shelves with Rods & Tabs  
63" Posts, 70" Full Height with Dolly Base**

PART NUMBER	W	D	H	WEIGHT	LIST PRICE
QMD1836C46RE	36"	18"	70"	86 lbs.	\$573.65
QMD1848C46RE	48"	18"	70"	96 lbs.	\$678.50
QMD1860C46RE	60"	18"	70"	124 lbs.	\$746.90
QMD2436C46RE	36"	24"	70"	113 lbs.	\$670.85
QMD2448C46RE	48"	24"	70"	121 lbs.	\$742.45
QMD2460C46RE	60"	24"	70"	144 lbs.	\$835.15

**Dolly Base Cart**

**3 Sided, 4 Wire Shelves with Rods & Tabs  
74" Posts, 81" Full Height with Dolly Base**

PART NUMBER	W	D	H	WEIGHT	LIST PRICE
QMD1836C47RE	36"	18"	81"	92 lbs.	\$585.25
QMD1848C47RE	48"	18"	81"	106 lbs.	\$690.10
QMD1860C47RE	60"	18"	81"	120 lbs.	\$758.55
QMD2436C47RE	36"	24"	81"	108 lbs.	\$682.50
QMD2448C47RE	48"	24"	81"	129 lbs.	\$754.05
QMD2460C47RE	60"	24"	81"	152 lbs.	\$846.85



QMD1836C46RE

# SECURITY UNITS

## Chrome Security Units

Stationary and Caster Units prevent pilferage while allowing high visibility of contents at all times. All side and back panels are heavy gauge wire construction and are manufactured of all-welded heavy-duty 1/4" diameter wire on 2" x 2" centers. Assembly is quick and easy. Finish: Chrome

## Stationary Security Units

Additional intermediate shelves can be purchased separately.  
Finish: Chrome

### Stationary Security Units 63" High

PART NUMBER	W	D	H	WEIGHT	LIST PRICE
Q2436-63SEC	36" x	24" x	63"	165 lbs.	\$1,268.90
Q2448-63SEC	48" x	24" x	63"	192 lbs.	\$1,420.40
Q2460-63SEC	60" x	24" x	63"	224 lbs.	\$1,607.00



Q2436-63SEC



QM2436-69SEC

### Each unit consists of:

- 4 - posts
- 2 - wire shelves  
(for top and bottom)
- 1 - security panel set  
(includes back and sides)
- 1 - pair security panel doors



QMD2436-70SEC

## Stem Castered Security Units

Casters adds flexibility to a unit and are beneficial in all types of operations. Additional intermediate shelves can be purchased separately.  
Finish: Chrome

### Stem Castered Security Units 69" High

PART NUMBER	W	D	H	WEIGHT	LIST PRICE
QM2436-69SEC	36" x	24" x	69"	173 lbs.	\$1,394.15
QM2448-69SEC	48" x	24" x	69"	200 lbs.	\$1,545.65
QM2460-69SEC	60" x	24" x	69"	232 lbs.	\$1,732.30

## Dolly Base Security Units

Dollies can add stability and support in heavy-duty load applications. Additional intermediate shelves can be purchased separately.  
Finish: Chrome

### Dolly Base Security Units 70" High

PART NUMBER	W	D	H	WEIGHT	LIST PRICE
QMD2436-70SEC	36" x	24" x	70"	173 lbs.	\$1,482.55
QMD2448-70SEC	48" x	24" x	70"	200 lbs.	\$1,656.00
QMD2460-70SEC	60" x	24" x	70"	232 lbs.	\$1,865.70

## Security Panel Doors

Each door set has left and right panel with 4 hinge bars. Assembly is quick and easy and adapts to the appropriate shelf size, with our standard post of 63" in height.

### Security Panel Doors

PART NUMBER	W	D	H	WEIGHT	LIST PRICE
QSD36C	36" x	24" x	60"	54 lbs.	\$545.45
QSD48C	48" x	24" x	60"	66 lbs.	\$625.75
QSD60C	60" x	24" x	60"	78 lbs.	\$721.05

### Security Panels

PART NUMBER	W	D	H	WEIGHT	LIST PRICE
Q243660EPC	36" x	24" x	60"	70 lbs.	\$555.20
Q244860EPC	48" x	24" x	60"	80 lbs.	\$601.55
Q246060EPC	60" x	24" x	60"	90 lbs.	\$658.00

# STATIONARY & CASTER WIRE GARMENT RACKS

## Stationary & Caster Wire Garment Racks

Ideal storage rack for hanging any type of coat or garment.  
Includes handy bottom shelf for additional storage.  
Finish: Chrome

### Each unit consists of:

- 4 - 63" posts
- 2 - wire shelves
- 1 - hang bar

### Caster unit also includes:

- 4 - 5" swivel poly stem casters, 2 with brakes
- 4 - donut bumpers



**QWRCGR-63-2436**

### Stationary Wire Garment Rack

PART NUMBER	W	D	H	WEIGHT	LIST PRICE
QWRGR-63-2436	36"	24"	63"	45 lbs.	\$219.35
QWRGR-63-2448	48"	24"	63"	52 lbs.	\$254.20
QWRGR-63-2460	60"	24"	63"	63 lbs.	\$293.35

### Caster Wire Garment Rack

PART NUMBER	W	D	H	WEIGHT	LIST PRICE
QWRCGR-63-2436	36"	24"	69"	59 lbs.	\$351.40
QWRCGR-63-2448	48"	24"	69"	66 lbs.	\$386.15
QWRCGR-63-2460	60"	24"	69"	77 lbs.	\$425.25

# WIRE SHELVING CART COVERS 63" HEIGHT

## Wire Cart Covers

Protect against pilferage, airborne dust, water and other contaminants. Velcro and zipper flap are available in clear-vinyl and blue and white denier fabric. Clear vinyl is 10 ga. Blue and white nylon is 400 Denier. Specify zipper or velcro for closure. Custom sizes are available, call for more information.



White Nylon = WN



Blue Nylon = BN



Clear Vinyl = CV

### 63"H Cart Covers 18" Depth Vinyl Velcro Closure Choice of Blue, Clear, or White

PART NUMBER	W	D	H	WEIGHT	LIST PRICE
QCC183663BNV	36"	18"	63"	3 lbs.	\$185.30
QCC183663WNV	36"	18"	63"	3 lbs.	\$185.30
QCC183663CVV	36"	18"	63"	3 lbs.	\$228.55
QCC184863BNV	48"	18"	63"	4 lbs.	\$199.40
QCC184863WNV	48"	18"	63"	4 lbs.	\$199.40
QCC184863CVV	48"	18"	63"	4 lbs.	\$243.00
QCC186063BNV	60"	18"	63"	5 lbs.	\$226.60
QCC186063WNV	60"	18"	63"	5 lbs.	\$218.90
QCC186063CVV	60"	18"	63"	5 lbs.	\$263.30
QCC187263BNV	72"	18"	63"	6 lbs.	\$260.25
QCC187263WNV	72"	18"	63"	6 lbs.	\$260.25
QCC187263CVV	72"	18"	63"	6 lbs.	\$318.00

### 63"H Cart Covers 18" Depth Zipper Closure Choice of Blue, Clear, or White

PART NUMBER	W	D	H	WEIGHT	LIST PRICE
QCC183663BNZ	36"	18"	63"	3 lbs.	\$185.30
QCC183663WNZ	36"	18"	63"	3 lbs.	\$185.30
QCC183663CVZ	36"	18"	63"	3 lbs.	\$228.55
QCC184863BNZ	48"	18"	63"	4 lbs.	\$199.40
QCC184863WNZ	48"	18"	63"	4 lbs.	\$199.40
QCC184863CVZ	48"	18"	63"	4 lbs.	\$243.00
QCC186063BNZ	60"	18"	63"	5 lbs.	\$226.60
QCC186063WNZ	60"	18"	63"	5 lbs.	\$226.60
QCC186063CVZ	60"	18"	63"	5 lbs.	\$263.30
QCC187263BNZ	72"	18"	63"	6 lbs.	\$260.25
QCC187263WNZ	72"	18"	63"	6 lbs.	\$260.25
QCC187263CVZ	72"	18"	63"	6 lbs.	\$318.00

### 63"H Cart Covers 24" Depth Velcro Closure Choice of Blue, Clear, or White

PART NUMBER	W	D	H	WEIGHT	LIST PRICE
QCC243663BNV	36"	24"	63"	3 lbs.	\$215.10
QCC243663WNV	36"	24"	63"	3 lbs.	\$215.10
QCC243663CVV	36"	24"	63"	3 lbs.	\$242.10
QCC244863BNV	48"	24"	63"	4 lbs.	\$229.60
QCC244863WNV	48"	24"	63"	4 lbs.	\$229.60
QCC244863CVV	48"	24"	63"	4 lbs.	\$265.75
QCC246063BNV	60"	24"	63"	5 lbs.	\$260.55
QCC246063WNV	60"	24"	63"	5 lbs.	\$260.55
QCC246063CVV	60"	24"	63"	5 lbs.	\$316.75
QCC247263BNV	72"	24"	63"	6 lbs.	\$290.05
QCC247263WNV	72"	24"	63"	6 lbs.	\$290.05
QCC247263CVV	72"	24"	63"	6 lbs.	\$344.25

### 63"H Cart Covers 24" Depth Zipper Closure Choice of Blue, Clear, or White

PART NUMBER	W	D	H	WEIGHT	LIST PRICE
QCC243663BNZ	36"	24"	63"	3 lbs.	\$215.10
QCC243663WNZ	36"	24"	63"	3 lbs.	\$215.10
QCC243663CVZ	36"	24"	63"	3 lbs.	\$242.10
QCC244863BNZ	48"	24"	63"	4 lbs.	\$229.60
QCC244863WNZ	48"	24"	63"	4 lbs.	\$229.60
QCC244863CVZ	48"	24"	63"	4 lbs.	\$265.75
QCC246063BNZ	60"	24"	63"	5 lbs.	\$260.55
QCC246063WNZ	60"	24"	63"	5 lbs.	\$260.55
QCC246063CVZ	60"	24"	63"	5 lbs.	\$316.75
QCC247263BNZ	72"	24"	63"	6 lbs.	\$290.05
QCC247263WNZ	72"	24"	63"	6 lbs.	\$290.05
QCC247263CVZ	72"	24"	63"	6 lbs.	\$344.25

# WIRE SHELVING CART COVERS 74" HEIGHT

## Wire Cart Covers

Protect against pilferage, airborne dust, water and other contaminants. Velcro and zipper flap are available in clear-vinyl and blue and white denier fabric. Clear vinyl is 10 ga. Blue and white nylon is 400 Denier. Specify zipper or velcro for closure. Custom sizes are available, call for more information.



White Nylon = WN



Blue Nylon = BN



Clear Vinyl = CV

### 74"H Cart Covers 18" Depth Velcro Closure Choice of Blue, Clear, or White

PART NUMBER	W	D	H	WEIGHT	LIST PRICE
QCC183674BNV	36"	18"	74"	4 lbs.	\$229.00
QCC183674WNV	36"	18"	74"	4 lbs.	\$229.00
QCC183674CVV	36"	18"	74"	4 lbs.	\$248.85
QCC184874BNV	48"	18"	74"	5 lbs.	\$247.40
QCC184874WNV	48"	18"	74"	5 lbs.	\$247.40
QCC184874CVV	48"	18"	74"	5 lbs.	\$269.10
QCC186074BNV	60"	18"	74"	6 lbs.	\$269.95
QCC186074WNV	60"	18"	74"	6 lbs.	\$269.95
QCC186074CVV	60"	18"	74"	6 lbs.	\$329.10
QCC187274BNV	72"	18"	74"	7 lbs.	\$295.50
QCC187274WNV	72"	18"	74"	7 lbs.	\$295.50
QCC187274CVV	72"	18"	74"	7 lbs.	\$355.10

### 74"H Cart Covers 18" Depth Zipper Closure Choice of Blue, Clear, or White

PART NUMBER	W	D	H	WEIGHT	LIST PRICE
QCC183674BNZ	36"	18"	74"	4 lbs.	\$229.00
QCC183674WNZ	36"	18"	74"	4 lbs.	\$229.00
QCC183674CVZ	36"	18"	74"	4 lbs.	\$248.85
QCC184874WNZ	48"	18"	74"	5 lbs.	\$247.40
QCC184874BNZ	48"	18"	74"	5 lbs.	\$247.40
QCC184874CVZ	48"	18"	74"	5 lbs.	\$269.10
QCC186074BNZ	60"	18"	74"	6 lbs.	\$269.95
QCC186074WNZ	60"	18"	74"	6 lbs.	\$269.95
QCC186074CVZ	60"	18"	74"	6 lbs.	\$329.10
QCC187274BNZ	72"	18"	74"	7 lbs.	\$295.50
QCC187274WNZ	72"	18"	74"	7 lbs.	\$295.50
QCC187274CVZ	72"	18"	74"	7 lbs.	\$355.10

### 74"H Cart Covers 24" Depth Velcro Closure Choice of Blue, Clear, or White

PART NUMBER	W	D	H	WEIGHT	LIST PRICE
QCC243674BNV	36"	24"	74"	4 lbs.	\$237.50
QCC243674WNV	36"	24"	74"	4 lbs.	\$237.50
QCC243674CVV	36"	24"	74"	4 lbs.	\$258.75
QCC244874BNV	48"	24"	74"	5 lbs.	\$289.80
QCC244874WNV	48"	24"	74"	5 lbs.	\$289.80
QCC244874CVV	48"	24"	74"	5 lbs.	\$342.15
QCC246074BNV	60"	24"	74"	6 lbs.	\$280.00
QCC246074WNV	60"	24"	74"	6 lbs.	\$280.00
QCC246074CVV	60"	24"	74"	6 lbs.	\$330.55
QCC247274BNV	72"	24"	74"	7 lbs.	\$330.75
QCC247274WNV	72"	24"	74"	7 lbs.	\$330.75
QCC247274CVV	72"	24"	74"	7 lbs.	\$359.15

### 74"H Cart Covers 24" Depth Zipper Closure Choice of Blue, Clear, or White

PART NUMBER	W	D	H	WEIGHT	LIST PRICE
QCC243674BNZ	36"	24"	74"	4 lbs.	\$237.50
QCC243674WNZ	36"	24"	74"	4 lbs.	\$237.50
QCC243674CVZ	36"	24"	74"	4 lbs.	\$258.75
QCC244874BNZ	48"	24"	74"	5 lbs.	\$269.95
QCC244874WNZ	48"	24"	74"	5 lbs.	\$269.95
QCC244874CVZ	48"	24"	74"	5 lbs.	\$287.40
QCC246074BNZ	60"	24"	74"	6 lbs.	\$289.80
QCC246074WNZ	60"	24"	74"	6 lbs.	\$289.80
QCC246074CVZ	60"	24"	74"	6 lbs.	\$342.15
QCC247274BNZ	72"	24"	74"	7 lbs.	\$330.75
QCC247274WNZ	72"	24"	74"	7 lbs.	\$330.75
QCC247274CVZ	72"	24"	74"	7 lbs.	\$359.15



# WIRE CARTS & STAINLESS WORK TABLES

## 4 Wire Shelf Cart

Finish: Chrome

Wire stem caster carts add versatility & flexibility to any operation, creating a transport system.

- Central supply & distribution
- Stock rotation
- Laundry
- Staging

### Each unit consists of:

- 4 - posts
- 4 - wire shelves
- 4 - donut bumpers
- 4 - 5" poly stem casters, 2 with brakes

### 4 Wire Shelves Stem Casters

#### 63" Posts, 69" Full Height with Casters

PART NUMBER	W	D	H	WEIGHT	LIST PRICE
QM1836C46	36" x	18" x	69"	62 lbs.	\$351.85
QM1848C46	48" x	18" x	69"	70 lbs.	\$404.25
QM1860C46	60" x	18" x	69"	90 lbs.	\$450.70
QM2436C46	36" x	24" x	69"	74 lbs.	\$396.55
QM2448C46	48" x	24" x	69"	86 lbs.	\$446.15
QM2460C46	60" x	24" x	69"	106 lbs.	\$515.85

### 4 Wire Shelves Stem Casters

#### 74" Posts, 80" Full Height with Casters

PART NUMBER	W	D	H	WEIGHT	LIST PRICE
QM1836C47	36" x	18" x	80"	64 lbs.	\$359.00
QM1848C47	48" x	18" x	80"	72 lbs.	\$411.35
QM1860C47	60" x	18" x	80"	92 lbs.	\$457.85
QM2436C47	36" x	24" x	80"	76 lbs.	\$403.65
QM2448C47	48" x	24" x	80"	88 lbs.	\$453.30
QM2460C47	60" x	24" x	80"	108 lbs.	\$522.95

### Adjustable Stainless Steel Worktables

PART NUMBER	W	D	H	WEIGHT	LIST PRICE
QSST-2436U	36" x	24" x	34"	50 lbs.	\$619.25
QSST-2448U	48" x	24" x	34"	60 lbs.	\$753.50
QSST-2460U	60" x	24" x	34"	70 lbs.	\$881.70
QSST-2472U	72" x	24" x	34"	80 lbs.	\$1,015.00

### Four Caster Kit

PART NUMBER	W	D	H	WEIGHT	LIST PRICE
QSST-MOB	Four 3" Swivel Caster Kit, 2 with Brakes			4 lbs.	\$157.45



QM1836C46



QSST-24360U

# ACCESSORIES - CASTERS, HANDLES, DOLLY FRAMES



**QWR-00**

(Shown with and without brake)  
Sold as a set of 4 casters, 2 with brake

**QWR-00H**

(Shown with and without brake)  
Sold as a set of 4 casters, 2 with brake

**QWR-00HS**

(Shown with and without brake)  
Sold as a set of 4 casters, 2 with brake

**QWR-3**

Sold as a set of 4 casters, all with brake

**QWR-RG**

Requires Tie Bar  
See chart below

**QWR-PS**

Stem Casters			
PART NUMBER		WEIGHT	LIST PRICE
QWR-00	Four Swivel 5" x 1-1/4" Rubber Casters, 2 with brake	12 lbs.	\$100.80
QWR-00CO	Four Swivel ESD/Conductive 5" x 1-1/4" Casters, 2 with brake	12 lbs.	\$182.20
QWR-00H	Four Swivel 5" x 1-1/4" Polyurethane Casters, 2 with brake	10 lbs.	\$113.10
QWR-00HS	Four Swivel 5" x 1-1/4" Polyurethane Stainless Steel Casters with Zerk Grease Fittings, 2 with brake	2 lbs.	\$395.00
QWR-3	Four Swivel 3" Polyurethane, all with brake	8 lbs.	\$40.80
QWR-PS	One Swivel 8" x 2-1/2" Pneumatic Caster	4 lbs.	\$85.65
QWR-RG	One Rigid 5" x 1-1/4" Polyurethane Caster	3 lbs.	\$51.45

Plate Casters			
PART NUMBER		WEIGHT	LIST PRICE
QPT-NR	One Rigid 8" x 2-1/2" Pneumatic	4 lbs.	\$68.50
QPT-NS	One Swivel 8" x 2-1/2" Pneumatic	4 lbs.	\$76.90
QPT-PR	One Rigid 5" x 1-1/4" Polyurethane Caster	3 lbs.	\$31.80
QPT-PS	One Swivel 5" x 1-1/4" Polyurethane Caster	3 lbs.	\$36.45
QPT-PSB	One Swivel 5" x 1-1/4" Polyurethane Caster with brake	3 lbs.	\$40.35

Push Handle			
PART NUMBER		WEIGHT	LIST PRICE
QPH18	18" Chrome	2 lbs.	\$23.95
QPH21	21" Chrome	3 lbs.	\$25.00
QPH24	24" Chrome	3 lbs.	\$26.10
QPH24S	24" Stainless	3 lbs.	\$68.70

Chrome U Handle			
PART NUMBER		WEIGHT	LIST PRICE
QUH18	18" Size U Handle	2 lbs.	\$43.95
QUH21	21" Size U Handle	3 lbs.	\$47.95
QUH24	24" Size U Handle	3 lbs.	\$51.85

Donut Bumper			
PART NUMBER		WEIGHT	LIST PRICE
QDB	One 3" Diameter Donut Bumper	1 lb.	\$3.15

Tie Bar			
PART NUMBER		WEIGHT	LIST PRICE
Q18TB	One 18" Tie Bar which fits 2 casters	2 lbs.	\$11.90
Q21TB	One 21" Tie Bar which fits 2 casters	2 lbs.	\$13.00
Q24TB	One 24" Tie Bar which fits 2 casters	2 lbs.	\$15.10

## Modular Dolly Frames

Dolly Frames allow standard shelving units to be converted to heavy-duty transport trucks. Frames are fabricated from heavy gauge steel with a chrome finish. Bumpers are attached to each corner to protect walls and help cushion impact. **(Plate casters sold separately)**

Modular Dolly Frames				
PART NUMBER	W	D	WEIGHT	LIST PRICE
QDB1836C	36"	18"	10 lbs.	\$177.10
QDB1848C	48"	18"	12 lbs.	\$201.50
QDB1860C	60"	18"	14 lbs.	\$223.40
QDB2436C	36"	24"	13 lbs.	\$201.55
QDB2448C	48"	24"	15 lbs.	\$223.40
QDB2460C	60"	24"	18 lbs.	\$246.60



**QPT-PS**

**QPT-PR**

**QPT-PSB**



**QPT-NS**

**QPT-NR**



## Push Handle

Comfortable grip design. Three widths available enabling easy movement of any caster unit. Finish: Chrome

## Chrome U-Handle

Build your own special size utility cart with three different width choices: 18", 21" or 24". Overall height 32", not including casters. Finish: Chrome



**QDB**

## Donut Bumper

Non-marking, 3" diameter rubber bumper used to protect walls and help cushion impact.

## Tie Bar

Is required with rigid casters to ensure rigid alignment. Tie bar length should match up to shelf depth. **(Rigid casters sold separately)** Finish: Chrome



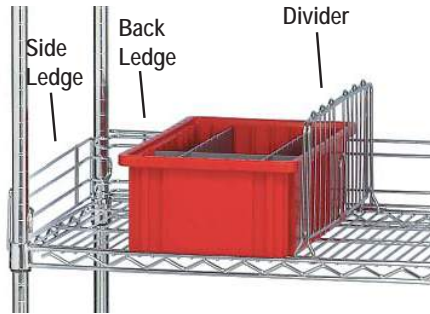
# ACCESSORIES

## Side and Back Ledges

Ledges are 4"H and act as a perimeter to retain shelf items and prevent anything from falling off.  
Finish: Chrome

## Dividers

Dividers are 8"H and are available in 7 depths to be used with all shelves. Dividers come 2 per package. Finish: Chrome



### Side Ledges

PART NUMBER		WEIGHT	LIST PRICE
QSL12	12" Deep Side Ledge	1 lb.	\$9.10
QSL14	14" Deep Side Ledge	1 lb.	\$10.25
QSL18	18" Deep Side Ledge	1 lb.	\$10.75
QSL21	21" Deep Side Ledge	2 lbs.	\$11.75
QSL24	24" Deep Side Ledge	2 lbs.	\$13.25
QSL30	30" Deep Side Ledge	2 lbs.	\$14.30

### Back Ledges

PART NUMBER		WEIGHT	LIST PRICE
QBL36	36" with Back/Side Ledge	3 lbs.	\$17.95
QBL42	42" with Back Ledge	3 lbs.	\$19.45
QBL48	48" with Back Ledge	3 lbs.	\$22.45
QBL54	54" with Back Ledge	4 lbs.	\$23.50
QBL60	60" with Back Ledge	5 lbs.	\$24.55
QBL72	72" with Back Ledge	6 lbs.	\$28.60

### Dividers

PART NUMBER		WEIGHT	LIST PRICE
QDIV12	12" Divider	2 lbs.	\$10.30
QDIV14	14" Divider	2 lbs.	\$10.95
QDIV18	18" Divider	2 lbs.	\$11.85
QDIV21	21" Divider	3 lbs.	\$15.05
QDIV24	24" Divider	3 lbs.	\$17.30
QDIV30	30" Divider	4 lbs.	\$28.75
QDIV36	36" Divider	4 lbs.	\$34.55



## Single and Double Drawer Slides

Compliment any system with specialized areas for storage which allow bins and trays to be suspended between shelves. Single bin slide mounts 18" and 21" shelves. Double bin slide adapts to 24" shelves only. Bins sold separately.

### Drawer Slides

PART NUMBER		WEIGHT	LIST PRICE
QDDS-24	Single Bin Design	2 lbs.	\$71.45
QDS18-24	Double Bin Design	4 lbs.	\$31.45

## Bin Rail Holder

Creates a more functional work area with the bin rail which allows you to adapt bins to your shelving unit.



- Bin Rail Holder adjusts on 1" increments
- Bins sold separately

### Bin Rail Holder

PART NUMBER		WEIGHT	LIST PRICE
Q36BH	36" Bin Holder	5 lbs.	\$61.80
Q48BH	48" Bin Holder	7 lbs.	\$65.15
Q60BH	60" Bin Holder	9 lbs.	\$66.50



Q1836SM

## Shelf Inlay Mat

An economical solution to convert a wire shelf to a solid surface preventing items from falling through. White shelf inlay mat is easily removable for cleaning.

### Shelf Inlay Mat

PART NUMBER	W	D	WEIGHT	LIST PRICE
Q1836SM	36"	18" Inlay Mat	1 lbs.	\$13.25
Q1848SM	48" x	18" Inlay Mat	2 lbs.	\$15.35
Q1860SM	60" x	18" Inlay Mat	2 lbs.	\$17.35
Q1872SM	72" x	18" Inlay Mat	2 lbs.	\$19.45
Q2436SM	36" x	24" Inlay Mat	2 lbs.	\$15.35
Q2448SM	48" x	24" Inlay Mat	2 lbs.	\$18.35
Q2460SM	60" x	24" Inlay Mat	2 lbs.	\$21.45
Q2472SM	72" x	24" Inlay Mat	3 lbs.	\$23.50



Caster cart shown with 4 enclosure panels

## Modular Enclosure Panels

Are easily adaptable to standard shelving units to create a secured storage area.

- Panels are fabricated from 6 gauge wire on 3" x 3" squares
- Modular enclosure panels work with three shelf depths: 18", 21" and 24" and two heights: 63" and 74"
- One modular enclosure panel is needed for each side and two panels are needed for the back

### 62" High Enclosure Panels

PART NUMBER	W	D	H	WEIGHT	LIST PRICE
QEP166	16"	62"		6 lbs.	\$80.70
QEP196	19"	62"		7 lbs.	\$88.25
QEP226	22"	62"		8 lbs.	\$97.65

### 73" High Enclosure Panels

PART NUMBER	W	D	H	WEIGHT	LIST PRICE
QEP167	16"	73"		7 lbs.	\$88.25
QEP197	19"	73"		8 lbs.	\$99.50
QEP227	22"	73"		9 lbs.	\$107.05

# ACCESSORIES



**Post Clamp**

PART NUMBER		WEIGHT	LIST PRICE
QPCL1	1/2" Post Clamp	1 lb.	\$5.15
QPCL2	3-1/3" Post Clamp	1 lb.	\$5.40



**Foot Plate**  
Model No.: QFP

Triangular plate allows additional surface to disperse weight.

**Adjustable Foot Plate**

PART NUMBER		WEIGHT	LIST PRICE
QFP	One Foot Plate	1 lb.	\$7.45

**For mobile applications:** It is recommended that a Foot Plate (QFP) be used for each post location. The preferred method is to drill into the carriage mounting surface at each post location. Then bolt through the carriage mounting surface into the post insert using a 3/8-16 X 1-1/2" Hex head bolt supplied locally.



**Model No.: QS-Hook**

For continuous runs of shelving. Two hooks should be placed per shelf where two posts are not utilized. Sold as an 8 pack.

Finishes: Chrome, Proform & Stainless Steel



**S-Hooks**

PART NUMBER		WEIGHT	LIST PRICE
QS-HOOK	Eight S-Hooks - Chrome Finish	2 lbs.	\$11.60
QS-HOOKP	Eight S-Hooks - Proform Finish	2 lbs.	\$11.25
QS-HOOKSS	Eight S-Hooks - Stainless Steel Finish	2 lbs.	\$22.45



**Non-Marring Floor Glides**  
Model No.: QFG

Serves as protection to prevent marring of floors. Sold as a 4 pack.

**Non-Marring Floor Guides**

PART NUMBER		WEIGHT	LIST PRICE
QFG	Non-Marring Floor Glides (Set of 4)	1 lb.	\$3.40



**Split Sleeve**  
Model No.: QWR-SS  
Sold as a pack of 4 pairs.

**Split Sleeve**

PART NUMBER		WEIGHT	LIST PRICE
QWR-SS	Plastic Split Sleeve (4 Pairs)	1 lbs.	\$4.40



**Shelf Collar Plug**  
Model No.: QWR-SP  
Sold as a pack of 4 pieces.

**Shelf Collar Plug**

PART NUMBER		WEIGHT	LIST PRICE
QWR-SP	Shelf Collar Plug (4 Pack)	1 lb.	\$3.45



**Collar Hooks**


Used to secure baskets to posts or as a hook for cables. Sold in packs of four.

QSCH1-5

QSCH1

**Collar Hooks**

PART NUMBER		WEIGHT	LIST PRICE
QSCH1	Four 1/2" Collar Hooks	1 lb.	\$17.05
QSCH1-5	Four 1-1/2" Collar Hooks	1 lb.	\$17.30



**Document Holder**  
Model No.: QDH8

Provides an effective way to secure documents.

**Document Holder**

PART NUMBER	W	D	H	WEIGHT	LIST PRICE
QDH8	12-3/8"	2"	8-5/8"	1 lb.	\$25.55



**Utility Basket**

Model No.: QUB10

An additional storage or display area outside the perimeter of the shelf.

**Utility Basket**

PART NUMBER	W	D	H	WEIGHT	LIST PRICE
QUB10	17-3/8"	7-1/2"	10"	1 lb.	\$51.75

# ACCESSORIES



**Hang Bar**

PART NUMBER		WEIGHT	LIST PRICE
QGR24	One 24" Hang Bar	2 lbs.	\$15.90
QGR36	One 36" Hang Bar	3 lbs.	\$21.10
QGR48	One 48" Hang Bar	4 lbs.	\$27.65
QGR60	One 60" Hang Bar	5 lbs.	\$30.20




**Keyboard Shelf**

Model No.: QKEYBD

Mounts under any size wire shelf and accepts keyboards up to 21"W x 11"D. Has a 6" height adjustment. Measures 25-1/4"W x 15"D x 4-1/4"H

**Keyboard Shelf**

PART NUMBER		WEIGHT	LIST PRICE
QKEYBD	Key Board Shelf	1 lb.	\$78.65



**Post Accessories**

PART NUMBER		WEIGHT	LIST PRICE
QW-PLI	Threaded Post Insert	1 lb.	\$1.10
QW-PLB	Post Leveler	1 lb.	\$0.70
QW-PC-STUD	1 Post Connector Stud	1 lb.	\$2.80



**Post Wall Mount Bracket**

Model No.: QWR-WMB

Mounts post to wall securely. 2" clearance required.

**Post Wall Mounting Bracket**

PART NUMBER		WEIGHT	LIST PRICE
QWR-WMB	1 Post Wall Mount Bracket	1 lb.	\$8.40

## Label Holders

Are an excellent method for identifying product. Affix directly to truss on any size shelf. Four lengths to choose from.



**Label Holders**

PART NUMBER		WEIGHT	LIST PRICE
QLH3B	3" Black	1 lb.	\$1.80
QLH3C	3" Clear	1 lb.	\$2.25
QLH12C	12" Clear	1 lb.	\$4.85
QLH24C	24" Clear	1 lb.	\$9.65
QLH3C	3" Clear	1 lb.	\$2.25



### Each kit includes:

- 1 Chrome Corner Sample and Shelf Section
- 1 Antimicrobial Corner Sample and Shelf Section
- 1 Small Stack Bin
- 1 Medium Stack Bin
- 1 Window for Medium Stack Bin
- 1 Divider for Medium Stack Bin
- 1 Shelf Bin Sample
- 2 Shelf Bin Dividers
- 2 Shelf Bin Cups
- 1 Tub with Lid

**Demo Kit**

PART NUMBER		WEIGHT	LIST PRICE
QDEMOKIT	Demo Kit	10 lbs.	\$135.05

# ECONOMY SHELF BINS

## Economy Shelf Bins

Aurora's tough, durable, high density Shelf Bins are the industry standard for quality. These durable polypropylene bins feature a molded-in label holder, built-in rear hanglock which allows bins to tilt out for complete access when on shelving. A wide hopper front allows complete access to the contents of the bin. Edges are reinforced for added strength. They are designed for 12", 18" and 24" deep shelf units, racks or standard shelving. Bins are impervious to most chemicals. Available in Blue, Yellow, Red, Green, Ivory, Black, and Clear.



PART NUMBER	OUTSIDE DIMENSIONS			INSIDE DIMENSIONS			# BINS IN CARTON	CTN WEIGHT	LIST PRICE
	W	D	H	W	D	H			
QSB100-BLK	2-3/4"	11-5/8"	4"	1-5/8"	10-1/4"	4"	36	13 lbs.	\$96.45
QSB100-BLU	2-3/4"	11-5/8"	4"	1-5/8"	10-1/4"	4"	36	13 lbs.	\$96.45
QSB100-GRE	2-3/4"	11-5/8"	4"	1-5/8"	10-1/4"	4"	36	13 lbs.	\$96.45
QSB100-IV	2-3/4"	11-5/8"	4"	1-5/8"	10-1/4"	4"	36	13 lbs.	\$96.45
QSB100-R	2-3/4"	11-5/8"	4"	1-5/8"	10-1/4"	4"	36	13 lbs.	\$96.45
QSB100-Y	2-3/4"	11-5/8"	4"	1-5/8"	10-1/4"	4"	36	13 lbs.	\$96.45
QSB100CL	2-3/4"	11-5/8"	4"	1-5/8"	10-1/4"	4"	36	13 lbs.	\$120.50
QSB101-BLK	4-1/8"	11-5/8"	4"	3"	10-1/4"	4"	36	11 lbs.	\$104.85
QSB101-BLU	4-1/8"	11-5/8"	4"	3"	10-1/4"	4"	36	11 lbs.	\$104.85
QSB101-GRE	4-1/8"	11-5/8"	4"	3"	10-1/4"	4"	36	11 lbs.	\$104.85
QSB101-IV	4-1/8"	11-5/8"	4"	3"	10-1/4"	4"	36	11 lbs.	\$101.30
QSB101-R	4-1/8"	11-5/8"	4"	3"	10-1/4"	4"	36	11 lbs.	\$104.85
QSB101-Y	4-1/8"	11-5/8"	4"	3"	10-1/4"	4"	36	11 lbs.	\$104.85
QSB101CL	4-1/8"	11-5/8"	4"	3"	10-1/4"	4"	36	11 lbs.	\$130.15
QSB102-BLK	6-5/8"	11-5/8"	4"	5-1/2"	10-1/4"	4"	30	14 lbs.	\$135.55
QSB102-BLU	6-5/8"	11-5/8"	4"	5-1/2"	10-1/4"	4"	30	14 lbs.	\$135.55
QSB102-GRE	6-5/8"	11-5/8"	4"	5-1/2"	10-1/4"	4"	30	14 lbs.	\$135.55
QSB102-IV	6-5/8"	11-5/8"	4"	5-1/2"	10-1/4"	4"	30	14 lbs.	\$135.55
QSB102-R	6-5/8"	11-5/8"	4"	5-1/2"	10-1/4"	4"	30	14 lbs.	\$135.55
QSB102-Y	6-5/8"	11-5/8"	4"	5-1/2"	10-1/4"	4"	30	14 lbs.	\$135.55
QSB102CL	6-5/8"	11-5/8"	4"	5-1/2"	10-1/4"	4"	30	14 lbs.	\$169.65
QSB107-BLK	8-3/8"	11-5/8"	4"	7-1/8"	10-1/4"	4"	20	12 lbs.	\$97.80
QSB107-BLU	8-3/8"	11-5/8"	4"	7-1/8"	10-1/4"	4"	20	12 lbs.	\$97.80
QSB107-GRE	8-3/8"	11-5/8"	4"	7-1/8"	10-1/4"	4"	20	12 lbs.	\$97.80
QSB107-IV	8-3/8"	11-5/8"	4"	7-1/8"	10-1/4"	4"	20	12 lbs.	\$97.80
QSB107-R	8-3/8"	11-5/8"	4"	7-1/8"	10-1/4"	4"	20	12 lbs.	\$97.80
QSB107-Y	8-3/8"	11-5/8"	4"	7-1/8"	10-1/4"	4"	20	12 lbs.	\$97.80
QSB107CL	8-3/8"	11-5/8"	4"	7-1/8"	10-1/4"	4"	20	12 lbs.	\$121.85
QSB109-BLK	11-1/8"	11-5/8"	4"	10"	10-1/4"	4"	8	7 lbs.	\$58.70
QSB109-BLU	11-1/8"	11-5/8"	4"	10"	10-1/4"	4"	8	7 lbs.	\$58.70
QSB109-GRE	11-1/8"	11-5/8"	4"	10"	10-1/4"	4"	8	7 lbs.	\$58.70
QSB109-IV	11-1/8"	11-5/8"	4"	10"	10-1/4"	4"	8	7 lbs.	\$58.70
QSB109-R	11-1/8"	11-5/8"	4"	10"	10-1/4"	4"	8	7 lbs.	\$58.70
QSB109-Y	11-1/8"	11-5/8"	4"	10"	10-1/4"	4"	8	7 lbs.	\$58.70
QSB109CL	11-1/8"	11-5/8"	4"	10"	10-1/4"	4"	8	7 lbs.	\$73.15
QSB103-BLK	4-1/8"	17-1/8"	4"	3"	16-1/2"	4"	20	10 lbs.	\$81.05
QSB103-BLU	4-1/8"	17-1/8"	4"	3"	16-1/2"	4"	20	10 lbs.	\$81.05
QSB103-GRE	4-1/8"	17-1/8"	4"	3"	16-1/2"	4"	20	10 lbs.	\$81.05
QSB103-IV	4-1/8"	17-1/8"	4"	3"	16-1/2"	4"	20	10 lbs.	\$81.05
QSB103-R	4-1/8"	17-1/8"	4"	3"	16-1/2"	4"	20	10 lbs.	\$81.05
QSB103-Y	4-1/8"	17-1/8"	4"	3"	16-1/2"	4"	20	10 lbs.	\$81.05
QSB103CL	4-1/8"	17-1/8"	4"	3"	16-1/2"	4"	20	10 lbs.	\$101.15
QSB104-BLK	6-5/8"	17-7/8"	4"	5-1/2"	16-1/2"	4"	20	14 lbs.	\$111.15
QSB104-BLU	6-5/8"	17-7/8"	4"	5-1/2"	16-1/2"	4"	20	14 lbs.	\$111.15
QSB104-GRE	6-5/8"	17-7/8"	4"	5-1/2"	16-1/2"	4"	20	14 lbs.	\$111.15
QSB104-IV	6-5/8"	17-7/8"	4"	5-1/2"	16-1/2"	4"	20	14 lbs.	\$111.15
QSB104-R	6-5/8"	17-7/8"	4"	5-1/2"	16-1/2"	4"	20	14 lbs.	\$111.15
QSB104-Y	6-5/8"	17-7/8"	4"	5-1/2"	16-1/2"	4"	20	14 lbs.	\$111.15
QSB104CL	6-5/8"	17-7/8"	4"	5-1/2"	16-1/2"	4"	20	14 lbs.	\$138.55

**Bin Colors**

Black = BLK    Blue = BLU    Green = GRE    Ivory = IV  
 Red = R    Yellow = Y    Clear = CL

Sold in full cartons only.

# ECONOMY SHELF BINS



### Bin Cups

Bin cups have a raised, slotted label holder for easy parts identification. The entire bin cup may be removed for easy part retrieval. Available in 2 sizes and 2 colors: Blue and Yellow.



### Dividers

Optional dividers fit snugly, horizontally across bins and are uniquely designed to allow for easy part labeling via individual label slots. All bins can accommodate up to 7 dividers.

### Accessory Recommendations


Economy Bins can be outfitted with optional dividers and Bin Cups. Below are the recommended quantities per size of bin.

PART NUMBER	BINS CUPS		DIVIDERS	CARTON QTY
	QBC111	QBC112		
QSB100	3	0	0	0
QSB101	6	2	QDSB101	50
QSB102	9	4	QDSB102	50
QSB103	9	3	QDSB103	50
QSB104	15	6	QDSB104	50
QSB105	13	4	QDSB105	50
QSB106	21	8	QDSB106	50
QSB107	12	4	QDSB107	50
QSB108	19	6	QDSB108	50
QSB109	18	6	QDSB109	50
QSB110	29	8	QDSB110	50
QSB114	24	8	QDSB114	50
QSB116	35	16	QDSB116	50

PART NUMBER	OUTSIDE DIMENSIONS			INSIDE DIMENSIONS			# BINS IN CARTON	CTN WEIGHT	LIST PRICE
	W	D	H	W	D	H			
QSB108-BLK	8-3/8"	17-7/8"	4"	7-1/8"	16-1/2"	4"	10	10 lbs.	\$76.35
QSB108-BLU	8-3/8"	17-7/8"	4"	7-1/8"	16-1/2"	4"	10	10 lbs.	\$76.35
QSB108-GRE	8-3/8"	17-7/8"	4"	7-1/8"	16-1/2"	4"	10	10 lbs.	\$76.35
QSB108-IV	8-3/8"	17-7/8"	4"	7-1/8"	16-1/2"	4"	10	10 lbs.	\$76.35
QSB108-R	8-3/8"	17-7/8"	4"	7-1/8"	16-1/2"	4"	10	10 lbs.	\$76.35
QSB108-Y	8-3/8"	17-7/8"	4"	7-1/8"	16-1/2"	4"	10	10 lbs.	\$76.35
QSB108CL	8-3/8"	17-7/8"	4"	7-1/8"	16-1/2"	4"	10	10 lbs.	\$95.80
QSB110-BLK	11-1/8"	17-7/8"	4"	10"	16-1/2"	4"	8	10 lbs.	\$96.95
QSB110-BLU	11-1/8"	17-7/8"	4"	10"	16-1/2"	4"	8	10 lbs.	\$96.95
QSB110-GRE	11-1/8"	17-7/8"	4"	10"	16-1/2"	4"	8	10 lbs.	\$96.95
QSB110-IV	11-1/8"	17-7/8"	4"	10"	16-1/2"	4"	8	10 lbs.	\$96.95
QSB110-R	11-1/8"	17-7/8"	4"	10"	16-1/2"	4"	8	10 lbs.	\$96.95
QSB110-Y	11-1/8"	17-7/8"	4"	10"	16-1/2"	4"	8	10 lbs.	\$96.95
QSB110CL	11-1/8"	17-7/8"	4"	10"	16-1/2"	4"	8	10 lbs.	\$121.30
QSB105-BLK	4-1/8"	23-5/8"	4"	3"	22-1/8"	4"	16	13 lbs.	\$127.50
QSB105-BLU	4-1/8"	23-5/8"	4"	3"	22-1/8"	4"	16	13 lbs.	\$127.50
QSB105-GRE	4-1/8"	23-5/8"	4"	3"	22-1/8"	4"	16	13 lbs.	\$127.50
QSB105-IV	4-1/8"	23-5/8"	4"	3"	22-1/8"	4"	16	13 lbs.	\$127.50
QSB105-R	4-1/8"	23-5/8"	4"	3"	22-1/8"	4"	16	13 lbs.	\$127.50
QSB105-Y	4-1/8"	23-5/8"	4"	3"	22-1/8"	4"	16	13 lbs.	\$127.50
QSB105CL	4-1/8"	23-5/8"	4"	3"	22-1/8"	4"	16	13 lbs.	\$159.10
QSB106-BLK	6-5/8"	23-5/8"	4"	5-1/2"	22-1/8"	4"	8	9 lbs.	\$88.95
QSB106-BLU	6-5/8"	23-5/8"	4"	5-1/2"	22-1/8"	4"	8	9 lbs.	\$88.95
QSB106-GRE	6-5/8"	23-5/8"	4"	5-1/2"	22-1/8"	4"	8	9 lbs.	\$88.95
QSB106-IV	6-5/8"	23-5/8"	4"	5-1/2"	22-1/8"	4"	8	9 lbs.	\$88.95
QSB106-R	6-5/8"	23-5/8"	4"	5-1/2"	22-1/8"	4"	8	9 lbs.	\$88.95
QSB106-Y	6-5/8"	23-5/8"	4"	5-1/2"	22-1/8"	4"	8	9 lbs.	\$88.95
QSB106CL	6-5/8"	23-5/8"	4"	5-1/2"	22-1/8"	4"	8	9 lbs.	\$111.15
QSB114-BLK	8-3/8"	23-5/8"	4"	7-1/8"	22-1/8"	4"	6	9 lbs.	\$81.00
QSB114-BLU	8-3/8"	23-5/8"	4"	7-1/8"	22-1/8"	4"	6	9 lbs.	\$81.00
QSB114-GRE	8-3/8"	23-5/8"	4"	7-1/8"	22-1/8"	4"	6	9 lbs.	\$81.00
QSB114-IV	8-3/8"	23-5/8"	4"	7-1/8"	22-1/8"	4"	6	9 lbs.	\$81.00
QSB114-R	8-3/8"	23-5/8"	4"	7-1/8"	22-1/8"	4"	6	9 lbs.	\$81.00
QSB114-Y	8-3/8"	23-5/8"	4"	7-1/8"	22-1/8"	4"	6	9 lbs.	\$81.00
QSB114CL	8-3/8"	23-5/8"	4"	7-1/8"	22-1/8"	4"	6	9 lbs.	\$101.25
QSB116-BLK	11-1/8"	23-5/8"	4"	10"	22-1/8"	4"	6	9 lbs.	\$99.45
QSB116-BLU	11-1/8"	23-5/8"	4"	10"	22-1/8"	4"	6	9 lbs.	\$99.45
QSB116-GRE	11-1/8"	23-5/8"	4"	10"	22-1/8"	4"	6	9 lbs.	\$99.45
QSB116-IV	11-1/8"	23-5/8"	4"	10"	22-1/8"	4"	6	9 lbs.	\$99.45
QSB116-R	11-1/8"	23-5/8"	4"	10"	22-1/8"	4"	6	9 lbs.	\$99.45
QSB116-Y	11-1/8"	23-5/8"	4"	10"	22-1/8"	4"	6	9 lbs.	\$99.45
QSB116CL	11-1/8"	23-5/8"	4"	10"	22-1/8"	4"	6	9 lbs.	\$124.15

Sold in full cartons only.

# ECONOMY BIN ACCESSORIES



## Bin Cups

Bin cups have a raised, slotted label holder for easy parts identification. The entire bin cup may be removed for easy part retrieval. Available in 2 sizes and 2 colors: Blue and Yellow.

### Bin Cups

PART NUMBER	W	D	H	CTN QTY.	CTN WEIGHT	LIST PRICE
QBC111-BLU	1-3/4"	3-1/4"	3"	48	4 lbs.	\$38.65
QBC111-Y	1-3/4"	3-1/4"	3"	48	4 lbs.	\$38.65
QBC112-BLU	2-3/4"	5-1/8"	3"	48	7 lbs.	\$70.70
QBC112-Y	2-3/4"	5-1/8"	3"	48	7 lbs.	\$70.70




## Dividers

Optional dividers fit snugly, horizontally across bins and are uniquely designed to allow for easy part labeling via individual label slots. All bins can accommodate up to 7 dividers.

### Dividers

PART NUMBER	W	H	CTN QTY.	CTN WEIGHT	LIST PRICE
QDSB101/103/105	3-9/16" x 2-15/16"		50	3 lbs.	\$35.80
QDSB102/104/106	6-1/16" x 2-15/16"		50	3 lbs.	\$38.80
QDSB107/108/114	7-11/16" x 2-15/16"		50	4 lbs.	\$90.20
QDSB109/110/116	10-11/16" x 3-1/4"		50	6 lbs.	\$105.35



## Extended Label Holders

**- simplify identification!**

Optional extended label holders are designed for larger bar code scanning. Label holders fit all Shelf Bins (**except QSB100**).

### Extended Label Holders

PART NUMBER	DESCRIPTION	W	H	CTN QTY.	CTN WEIGHT	LIST PRICE
QELH410	10° Angle	4"	2-1/4"	24	2 lbs.	\$57.55
QELH445	45° Angle	4"	2-1/4"	24	2 lbs.	\$57.55



## Clear Label Holder

Clear Label Holders are available for Economy Shelf Bins & Store-More Shelf Bins. Laser & Ink-jet compatible inserts. Label holders fit all shelf bins (**except QSB100**). Package of 25. Model No.: QLTR-0813

### Clear Label Holders

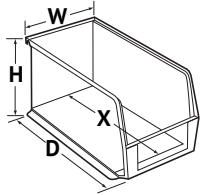
PART NUMBER	W	H	PACKAGE QTY.	WEIGHT	LIST PRICE
QLTR-0813	3"	13/16"	25	1 lbs.	\$26.85



# ULTRA STACK & HANG BINS


## Ultra Stack & Hang Bins

Organize your inventory with strong injection molded plastic bins. Front, back and side grips for easy handling. Built in rear hanger allows bins to hang from louvered panels or rails. Optional clear plastic window increases bin capacity and provides quick view of bin contents. Dividers maximize flexibility and keep contents organized. Wide stacking ledge and anti-slide lock keep stacked bins steady and prevent forward shifting. Waterproof bins resist rust and corrosion. Large molded front label slots for ID labels. Autoclavable up to 250°F and resistant to extreme cold. Available in Blue, Yellow, Red, Green, Ivory, Black, and Clear.



PART NUMBER	OUTSIDE DIMENSIONS			INSIDE DIMENSIONS			# BINS IN CARTON	CTN	
	W	D	H	W	D	H		WEIGHT	LIST PRICE
QUS200-BLK	4-1/8"	5"	3"	3-7/16"	4-3/8"	2-13/16"	24	5 lbs.	\$45.05
QUS200-BLU	4-1/8"	5"	3"	3-7/16"	4-3/8"	2-13/16"	24	5 lbs.	\$45.05
QUS200-GRE	4-1/8"	5"	3"	3-7/16"	4-3/8"	2-13/16"	24	5 lbs.	\$45.05
QUS200-IV	4-1/8"	5"	3"	3-7/16"	4-3/8"	2-13/16"	24	5 lbs.	\$45.05
QUS200-R	4-1/8"	5"	3"	3-7/16"	4-3/8"	2-13/16"	24	5 lbs.	\$45.05
QUS200-Y	4-1/8"	5"	3"	3-7/16"	4-3/8"	2-13/16"	24	5 lbs.	\$45.05
QUS200CL	4-1/8"	5"	3"	3-7/16"	4-3/8"	2-13/16"	24	5 lbs.	\$55.50
QUS210-BLK	4-1/8"	5-3/8"	3"	3-7/16"	4-3/4"	2-13/16"	24	6 lbs.	\$49.80
QUS210-BLU	4-1/8"	5-3/8"	3"	3-7/16"	4-3/4"	2-13/16"	24	6 lbs.	\$49.80
QUS210-GRE	4-1/8"	5-3/8"	3"	3-7/16"	4-3/4"	2-13/16"	24	6 lbs.	\$49.80
QUS210-IV	4-1/8"	5-3/8"	3"	3-7/16"	4-3/4"	2-13/16"	24	6 lbs.	\$49.80
QUS210-R	4-1/8"	5-3/8"	3"	3-7/16"	4-3/4"	2-13/16"	24	6 lbs.	\$49.80
QUS210-Y	4-1/8"	5-3/8"	3"	3-7/16"	4-3/4"	2-13/16"	24	6 lbs.	\$49.80
QUS210CL	4-1/8"	5-3/8"	3"	3-7/16"	4-3/4"	2-13/16"	24	6 lbs.	\$61.10
QUS220-BLK	4-1/8"	7-3/8"	3"	3-7/16"	6-3/4"	2-13/16"	24	8 lbs.	\$86.00
QUS220-BLU	4-1/8"	7-3/8"	3"	3-7/16"	6-3/4"	2-13/16"	24	8 lbs.	\$86.00
QUS220-GRE	4-1/8"	7-3/8"	3"	3-7/16"	6-3/4"	2-13/16"	24	8 lbs.	\$86.00
QUS220-IV	4-1/8"	7-3/8"	3"	3-7/16"	6-3/4"	2-13/16"	24	8 lbs.	\$86.00
QUS220-R	4-1/8"	7-3/8"	3"	3-7/16"	6-3/4"	2-13/16"	24	8 lbs.	\$86.00
QUS220-Y	4-1/8"	7-3/8"	3"	3-7/16"	6-3/4"	2-13/16"	24	8 lbs.	\$86.00
QUS220CL	4-1/8"	7-3/8"	3"	3-7/16"	6-3/4"	2-13/16"	24	8 lbs.	\$106.05
QUS221-BLK	6"	9-1/4"	5"	5-1/8"	8-1/2"	4-1/2"	12	6 lbs.	\$59.05
QUS221-BLU	6"	9-1/4"	5"	5-1/8"	8-1/2"	4-1/2"	12	6 lbs.	\$59.05
QUS221-GRE	6"	9-1/4"	5"	5-1/8"	8-1/2"	4-1/2"	12	6 lbs.	\$59.05
QUS221-IV	6"	9-1/4"	5"	5-1/8"	8-1/2"	4-1/2"	12	6 lbs.	\$59.05
QUS221-R	6"	9-1/4"	5"	5-1/8"	8-1/2"	4-1/2"	12	6 lbs.	\$59.05
QUS221-Y	6"	9-1/4"	5"	5-1/8"	8-1/2"	4-1/2"	12	6 lbs.	\$59.05
QUS221CL	6"	9-1/4"	5"	5-1/8"	8-1/2"	4-1/2"	12	6 lbs.	\$73.15
QUS224-BLK	4-1/8"	10-7/8"	4"	3-3/16"	10-1/4"	3-3/4"	12	8 lbs.	\$65.10
QUS224-BLU	4-1/8"	10-7/8"	4"	3-3/16"	10-1/4"	3-3/4"	12	8 lbs.	\$65.10
QUS224-GRE	4-1/8"	10-7/8"	4"	3-3/16"	10-1/4"	3-3/4"	12	8 lbs.	\$65.10
QUS224-IV	4-1/8"	10-7/8"	4"	3-3/16"	10-1/4"	3-3/4"	12	8 lbs.	\$65.10
QUS224-R	4-1/8"	10-7/8"	4"	3-3/16"	10-1/4"	3-3/4"	12	8 lbs.	\$65.10
QUS224-Y	4-1/8"	10-7/8"	4"	3-3/16"	10-1/4"	3-3/4"	12	8 lbs.	\$65.10
QUS224CL	4-1/8"	10-7/8"	4"	3-3/16"	10-1/4"	3-3/4"	12	8 lbs.	\$79.60

Sold in full cartons only.



# ULTRA STACK & HANG BINS

PART NUMBER	OUTSIDE DIMENSIONS			INSIDE DIMENSIONS			# BINS IN CARTON	CTN	
	W	D	H	W	D	H		WEIGHT	LIST PRICE
QUS230-BLK	5-1/2"	10-7/8"	5"	4-3/8"	10-1/4"	4-3/4"	12	10 lbs.	\$108.05
QUS230-BLU	5-1/2"	10-7/8"	5"	4-3/8"	10-1/4"	4-3/4"	12	10 lbs.	\$108.05
QUS230-GRE	5-1/2"	10-7/8"	5"	4-3/8"	10-1/4"	4-3/4"	12	10 lbs.	\$108.05
QUS230-IV	5-1/2"	10-7/8"	5"	4-3/8"	10-1/4"	4-3/4"	12	10 lbs.	\$108.05
QUS230-R	5-1/2"	10-7/8"	5"	4-3/8"	10-1/4"	4-3/4"	12	10 lbs.	\$108.05
QUS230-Y	5-1/2"	10-7/8"	5"	4-3/8"	10-1/4"	4-3/4"	12	10 lbs.	\$108.05
QUS230CL	5-1/2"	10-7/8"	5"	4-3/8"	10-1/4"	4-3/4"	12	10 lbs.	\$132.55
QUS233-BLK	5-1/2"	13-1/2"	5"	4-3/8"	11-1/4"	4-3/4"	12	13 lbs.	\$133.35
QUS233-BLU	5-1/2"	13-1/2"	5"	4-3/8"	11-1/4"	4-3/4"	12	13 lbs.	\$133.35
QUS233-GRE	5-1/2"	13-1/2"	5"	4-3/8"	11-1/4"	4-3/4"	12	13 lbs.	\$133.35
QUS233-IV	5-1/2"	13-1/2"	5"	4-3/8"	11-1/4"	4-3/4"	12	13 lbs.	\$133.35
QUS233-R	5-1/2"	13-1/2"	5"	4-3/8"	11-1/4"	4-3/4"	12	13 lbs.	\$133.35
QUS233-Y	5-1/2"	13-1/2"	5"	4-3/8"	11-1/4"	4-3/4"	12	13 lbs.	\$133.35
QUS233CL	5-1/2"	13-1/2"	5"	4-3/8"	11-1/4"	4-3/4"	12	13 lbs.	\$164.25
QUS234-BLK	5-1/2"	14-3/4"	5"	4-3/8"	14-1/16"	4-3/4"	12	14 lbs.	\$126.15
QUS234-BLU	5-1/2"	14-3/4"	5"	4-3/8"	14-1/16"	4-3/4"	12	14 lbs.	\$126.15
QUS234-GRE	5-1/2"	14-3/4"	5"	4-3/8"	14-1/16"	4-3/4"	12	14 lbs.	\$126.15
QUS234-IV	5-1/2"	14-3/4"	5"	4-3/8"	14-1/16"	4-3/4"	12	14 lbs.	\$126.15
QUS234-R	5-1/2"	14-3/4"	5"	4-3/8"	14-1/16"	4-3/4"	12	14 lbs.	\$126.15
QUS234-Y	5-1/2"	14-3/4"	5"	4-3/8"	14-1/16"	4-3/4"	12	14 lbs.	\$126.15
QUS234CL	5-1/2"	14-3/4"	5"	4-3/8"	14-1/16"	4-3/4"	12	14 lbs.	\$155.05
QUS235-BLK	11"	10-7/8"	5"	10"	10-1/4"	4-3/4"	6	10 lbs.	\$83.20
QUS235-BLU	11"	10-7/8"	5"	10"	10-1/4"	4-3/4"	6	10 lbs.	\$83.20
QUS235-GRE	11"	10-7/8"	5"	10"	10-1/4"	4-3/4"	6	10 lbs.	\$83.20
QUS235-IV	11"	10-7/8"	5"	10"	10-1/4"	4-3/4"	6	10 lbs.	\$83.20
QUS235-R	11"	10-7/8"	5"	10"	10-1/4"	4-3/4"	6	10 lbs.	\$83.20
QUS235-Y	11"	10-7/8"	5"	10"	10-1/4"	4-3/4"	6	10 lbs.	\$83.20
QUS235CL	11"	10-7/8"	5"	10"	10-1/4"	4-3/4"	6	10 lbs.	\$102.50
QUS239-BLK	8-1/4"	10-3/4"	7"	6-9/16"	10"	6-3/4"	6	10 lbs.	\$89.60
QUS239-BLU	8-1/4"	10-3/4"	7"	6-9/16"	10"	6-3/4"	6	10 lbs.	\$89.60
QUS239-GRE	8-1/4"	10-3/4"	7"	6-9/16"	10"	6-3/4"	6	10 lbs.	\$89.60
QUS239-IV	8-1/4"	10-3/4"	7"	6-9/16"	10"	6-3/4"	6	10 lbs.	\$89.60
QUS239-R	8-1/4"	10-3/4"	7"	6-9/16"	10"	6-3/4"	6	10 lbs.	\$89.60
QUS239-Y	8-1/4"	10-3/4"	7"	6-9/16"	10"	6-3/4"	6	10 lbs.	\$89.60
QUS239CL	8-1/4"	10-3/4"	7"	6-9/16"	10"	6-3/4"	6	10 lbs.	\$110.25
QUS240-BLK	8-1/4"	14-3/4"	7"	6-9/16"	14"	6-3/4"	12	24 lbs.	\$212.85
QUS240-BLU	8-1/4"	14-3/4"	7"	6-9/16"	14"	6-3/4"	12	24 lbs.	\$212.85
QUS240-GRE	8-1/4"	14-3/4"	7"	6-9/16"	14"	6-3/4"	12	24 lbs.	\$212.85
QUS240-IV	8-1/4"	14-3/4"	7"	6-9/16"	14"	6-3/4"	12	24 lbs.	\$212.85
QUS240-R	8-1/4"	14-3/4"	7"	6-9/16"	14"	6-3/4"	12	24 lbs.	\$212.85
QUS240-Y	8-1/4"	14-3/4"	7"	6-9/16"	14"	6-3/4"	12	24 lbs.	\$212.85
QUS240CL	8-1/4"	14-3/4"	7"	6-9/16"	14"	6-3/4"	12	24 lbs.	\$261.45
QUS241-BLK	8-1/4"	13-5/8"	6"	6-3/4"	12-1/2"	5-3/8"	12	22 lbs.	\$210.50
QUS241-BLU	8-1/4"	13-5/8"	6"	6-3/4"	12-1/2"	5-3/8"	12	22 lbs.	\$210.50
QUS241-GRE	8-1/4"	13-5/8"	6"	6-3/4"	12-1/2"	5-3/8"	12	22 lbs.	\$210.50
QUS241-IV	8-1/4"	13-5/8"	6"	6-3/4"	12-1/2"	5-3/8"	12	22 lbs.	\$210.50
QUS241-R	8-1/4"	13-5/8"	6"	6-3/4"	12-1/2"	5-3/8"	12	22 lbs.	\$210.50
QUS241-Y	8-1/4"	13-5/8"	6"	6-3/4"	12-1/2"	5-3/8"	12	22 lbs.	\$210.50
QUS241CL	8-1/4"	13-5/8"	6"	6-3/4"	12-1/2"	5-3/8"	12	22 lbs.	\$258.65
QUS242-BLK	8-1/4"	13-5/8"	8"	6-3/4"	12-1/2"	7-3/8"	12	25 lbs.	\$228.95
QUS242-BLU	8-1/4"	13-5/8"	8"	6-3/4"	12-1/2"	7-3/8"	12	25 lbs.	\$228.95
QUS242-GRE	8-1/4"	13-5/8"	8"	6-3/4"	12-1/2"	7-3/8"	12	25 lbs.	\$228.95
QUS242-IV	8-1/4"	13-5/8"	8"	6-3/4"	12-1/2"	7-3/8"	12	25 lbs.	\$228.95
QUS242-R	8-1/4"	13-5/8"	8"	6-3/4"	12-1/2"	7-3/8"	12	25 lbs.	\$228.95
QUS242-Y	8-1/4"	13-5/8"	8"	6-3/4"	12-1/2"	7-3/8"	12	25 lbs.	\$228.95
QUS242CL	8-1/4"	13-5/8"	8"	6-3/4"	12-1/2"	7-3/8"	12	25 lbs.	\$281.55

**Bin Colors**

Black = BLK    Blue = BLU    Green = GRE    Ivory = IV  
 Red = R    Yellow = Y    Clear = CL

Sold in full cartons only.

# ULTRA STACK & HANG BINS

## Ultra Stack & Hang Bins

Organize your inventory with strong injection molded plastic bins. Front, back and side grips for easy handling. Built in rear hanger allows bins to hang from louvered panels or rails. Optional clear plastic window increases bin capacity and provides quick view of bin contents. Dividers maximize flexibility and keep contents organized. Wide stacking ledge and anti-slide lock keep stacked bins steady and prevent forward shifting. Waterproof bins resist rust and corrosion. Large molded front label slots for ID labels. Autoclavable up to 250°F and resistant to extreme cold. Available in Blue, Yellow, Red, Green, Ivory, Black and Clear.

PART NUMBER	OUTSIDE DIMENSIONS			INSIDE DIMENSIONS			# BINS IN CARTON	CTN	
	W	D	H	W	D	H		WEIGHT	LIST PRICE
QUS245-BLK	16-1/2"	10-7/8"	5"	15"	9-3/4"	4-3/4"	6	13 lbs.	\$124.30
QUS245-BLU	16-1/2"	10-7/8"	5"	15"	9-3/4"	4-3/4"	6	13 lbs.	\$124.30
QUS245-GRE	16-1/2"	10-7/8"	5"	15"	9-3/4"	4-3/4"	6	13 lbs.	\$124.30
QUS245-IV	16-1/2"	10-7/8"	5"	15"	9-3/4"	4-3/4"	6	13 lbs.	\$124.30
QUS245-R	16-1/2"	10-7/8"	5"	15"	9-3/4"	4-3/4"	6	13 lbs.	\$124.30
QUS245-Y	16-1/2"	10-7/8"	5"	15"	9-3/4"	4-3/4"	6	13 lbs.	\$124.30
QUS245CL	16-1/2"	10-7/8"	5"	15"	9-3/4"	4-3/4"	6	13 lbs.	\$152.85
QUS250-BLK	16-1/2"	14-3/4"	7"	14-3/4"	14"	6-3/4"	6	21 lbs.	\$149.20
QUS250-BLU	16-1/2"	14-3/4"	7"	14-3/4"	14"	6-3/4"	6	21 lbs.	\$149.20
QUS250-GRE	16-1/2"	14-3/4"	7"	14-3/4"	14"	6-3/4"	6	21 lbs.	\$149.20
QUS250-IV	16-1/2"	14-3/4"	7"	14-3/4"	14"	6-3/4"	6	21 lbs.	\$149.20
QUS250-R	16-1/2"	14-3/4"	7"	14-3/4"	14"	6-3/4"	6	21 lbs.	\$149.20
QUS250-Y	16-1/2"	14-3/4"	7"	14-3/4"	14"	6-3/4"	6	21 lbs.	\$149.20
QUS250CL	16-1/2"	14-3/4"	7"	14-3/4"	14"	6-3/4"	6	21 lbs.	\$183.60
QUS255-BLK	11"	16"	8"	10"	15-1/8"	7-3/4"	4	14 lbs.	\$107.65
QUS255-BLU	11"	16"	8"	10"	15-1/8"	7-3/4"	4	14 lbs.	\$107.65
QUS255-GRE	11"	16"	8"	10"	15-1/8"	7-3/4"	4	14 lbs.	\$107.65
QUS255-IV	11"	16"	8"	10"	15-1/8"	7-3/4"	4	14 lbs.	\$107.65
QUS255-R	11"	16"	8"	10"	15-1/8"	7-3/4"	4	14 lbs.	\$107.65
QUS255-Y	11"	16"	8"	10"	15-1/8"	7-3/4"	4	14 lbs.	\$107.65
QUS255CL	11"	16"	8"	10"	15-1/8"	7-3/4"	4	14 lbs.	\$132.30
QUS260-BLK	11"	18"	10"	9-1/2"	17"	9-3/4"	4	17 lbs.	\$163.60
QUS260-BLU	11"	18"	10"	9-1/2"	17"	9-3/4"	4	17 lbs.	\$163.60
QUS260-GRE	11"	18"	10"	9-1/2"	17"	9-3/4"	4	17 lbs.	\$163.60
QUS260-IV	11"	18"	10"	9-1/2"	17"	9-3/4"	4	17 lbs.	\$163.60
QUS260-R	11"	18"	10"	9-1/2"	17"	9-3/4"	4	17 lbs.	\$163.60
QUS260-Y	11"	18"	10"	9-1/2"	17"	9-3/4"	4	17 lbs.	\$163.60
QUS260CL	11"	18"	10"	9-1/2"	17"	9-3/4"	4	17 lbs.	\$201.35
QUS265-BLK	8-1/4"	18"	9"	6-3/4"	17-1/8"	8-1/4"	6	17 lbs.	\$177.95
QUS265-BLU	8-1/4"	18"	9"	6-3/4"	17-1/8"	8-1/4"	6	17 lbs.	\$177.95
QUS265-GRE	8-1/4"	18"	9"	6-3/4"	17-1/8"	8-1/4"	6	17 lbs.	\$177.95
QUS265-IV	8-1/4"	18"	9"	6-3/4"	17-1/8"	8-1/4"	6	17 lbs.	\$177.95
QUS265-R	8-1/4"	18"	9"	6-3/4"	17-1/8"	8-1/4"	6	17 lbs.	\$177.95
QUS265-Y	8-1/4"	18"	9"	6-3/4"	17-1/8"	8-1/4"	6	17 lbs.	\$177.95
QUS265CL	8-1/4"	18"	9"	6-3/4"	17-1/8"	8-1/4"	6	17 lbs.	\$218.65
QUS270-BLK	16-1/2"	18"	11"	14-3/4"	17-1/8"	10-1/4"	3	16 lbs.	\$134.55
QUS270-BLU	16-1/2"	18"	11"	14-3/4"	17-1/8"	10-1/4"	3	16 lbs.	\$134.55
QUS270-GRE	16-1/2"	18"	11"	14-3/4"	17-1/8"	10-1/4"	3	16 lbs.	\$134.55
QUS270-IV	16-1/2"	18"	11"	14-3/4"	17-1/8"	10-1/4"	3	16 lbs.	\$134.55
QUS270-R	16-1/2"	18"	11"	14-3/4"	17-1/8"	10-1/4"	3	16 lbs.	\$134.55
QUS270-Y	16-1/2"	18"	11"	14-3/4"	17-1/8"	10-1/4"	3	16 lbs.	\$134.55
QUS270CL	16-1/2"	18"	11"	14-3/4"	17-1/8"	10-1/4"	3	16 lbs.	\$165.55
QUS275MOB-BLK	16-1/2"	18"	11"	14-3/4"	17-1/8"	10-1/4"	3	25 lbs.	\$339.45
QUS275MOB-BLU	16-1/2"	18"	11"	14-3/4"	17-1/8"	10-1/4"	3	25 lbs.	\$339.45
QUS275MOB-GRE	16-1/2"	18"	11"	14-3/4"	17-1/8"	10-1/4"	3	25 lbs.	\$339.45
QUS275MOB-IV	16-1/2"	18"	11"	14-3/4"	17-1/8"	10-1/4"	3	25 lbs.	\$339.45
QUS275MOB-R	16-1/2"	18"	11"	14-3/4"	17-1/8"	10-1/4"	3	25 lbs.	\$339.45
QUS275MOB-Y	16-1/2"	18"	11"	14-3/4"	17-1/8"	10-1/4"	3	25 lbs.	\$339.45
QUS275MOBCL	16-1/2"	18"	11"	14-3/4"	17-1/8"	10-1/4"	3	25 lbs.	\$417.45



**QUS275MOB-BLU**  
Mobile Ultra Bin \*\*\*

- Ideal for transport of heavy and bulky parts
- Bin comes with 4 swivel, 3" casters, all of which have brakes, allowing for up to 250 lb. mobile load capacity

Sold in full cartons only.

\*\*\* With Casters overall height is 14"

# ULTRA STACK & HANG BINS ACCESSORIES

## Accessory Recommendations

Ultra Stack Bins can be outfitted with optional clear windows dividers and label holders. Below are the recommended quantities and models per size of bin.

PART NUMBER	CLEAR WINDOW	CARTON QTY	DIVIDERS	CARTON QTY	NUMBER OF SLOTS	CLEAR LABEL HOLDERS
QUS200	n/a	n/a	DUS200	6	1	LTR-1300
QUS210	n/a	n/a	DUS210	6	1	LTR-1300
QUS220	n/a	n/a	DUS220	6	1	LTR-1300
QUS221	WUS221	12	DUS221	6	1	LTR-1754
QUS224	WUS224	12	DUS224	6	1	LTR-1253
QUS230	WUS230/234	12	DUS230/235	6	1	LTR-1754
QUS233	WUS233	12	DUS233/ CDUS233**	6	1	LTR-1754 LTR-1754
QUS234	WUS230/234	12	DUS234	6	1	LTR-1754
QUS235	WUS235	6	DUS230/235	6	3	LTR-1754
QUS239	WUS239/240	6	DUS239	6	1	LTR-1754
QUS240	WUS239/240	6	DUS240/250	6	1	LTR-1754
QUS241	WUS241	12	DUS241	6	1	LTR-1754
QUS242	WUS242	12	DUS242	6	1	LTR-1754
QUS245	WUS245	6	DUS245	6	3	LTR-1754
QUS250	WUS250	6	DUS240/250	6	3	LTR-1754
QUS255	WUS255	4	DUS255	6	3	LTR-1754
QUS260	WUS260	4	DUS260	6	3	LTR-1754
QUS265	WUS265	6	DUS265	6	1	LTR-1754
QUS270	WUS270	3	DUS270	6	3	LTR-1754
QUS270MOB	WUS270	3	DUS270	6	3	LTR-1754



**QUS240**  
Shown with Optional  
Divider and Window



### Clear Label Holder

Clear Label Holders are available for Economy Shelf Bins & Store-More Shelf Bins. Laser & Ink-jet compatible inserts. Label holders fit all shelf bins (except QSB100). Package of 25. Model No.: QLTR-0813

### Clear Label Holders

PART NUMBER	W	H	PACKAGE QTY.	WEIGHT	LIST PRICE
QLTR-1253	3" x 1-1/4"		25	1 lbs.	\$9.15
QLTR-1300	3" x 1"		25	1 lbs.	\$9.35
QLTR-1754	4" x 1-3/4"		25	1 lbs.	\$9.65
QLTR-2400	4" x 2"		25	1 lbs.	\$10.45

### Bin Windows

Bin Windows slide into the bin front maximizing storage capacity and preventing spillage.

PART NUMBER	W	H	CARTON QTY.	WEIGHT	LIST PRICE
QWUS221	5-3/4" x 2-1/2"		12	1 lbs.	\$18.70
QWUS224	3-15/16" x 2-1/16"		12	1 lbs.	\$17.10
QWUS230/234	5-3/16" x 2-1/2"		12	1 lbs.	\$33.65
QWUS233	4-3/4" x 2-5/16"		12	1 lbs.	\$39.35
QWUS235	10-11/16" x 2-1/2"		6	1 lbs.	\$37.10
QWUS239/240	7-7/8" x 3-5/8"		6	2 lbs.	\$37.70
QWUS241	8-1/4" x 2-15/16"		12	2 lbs.	\$20.95
QWUS242	8-3/16" x 4-7/16"		12	2 lbs.	\$21.30
QWUS245	16-1/8" x 2-1/2"		6	2 lbs.	\$29.70
QWUS250	16-1/8" x 3-5/8"		6	2 lbs.	\$22.55
QWUS255	10-11/16" x 3-11/16"		4	2 lbs.	\$2.70
QWUS260	10-11/16" x 5-3/4"		4	2 lbs.	\$2.95
QWUS265	7-7/8" x 4-9/16"		6	2 lbs.	\$4.55
QWUS270	16-1/8" x 6-3/16"		3	2 lbs.	\$4.75

\*\* Indicates cross divider

### Dividers

Optional dividers fit snugly, horizontally across bins and are uniquely designed to allow for easy part labeling via individual label slots. All bins can accommodate up to 7 dividers.

### Dividers

PART NUMBER	CARTON QTY.	WEIGHT	LIST PRICE
QDUS200	6	1 lbs.	\$15.65
QDUS205	6	1 lbs.	\$16.85
QDUS210	6	1 lbs.	\$16.65
QDUS220	6	1 lbs.	\$19.70
QDUS221	6	1 lbs.	\$12.10
QDUS224	6	1 lbs.	\$21.05
QDUS230/235	6	2 lbs.	\$24.50
QDUS233	6	1 lbs.	\$24.65
QDUS233	6	1 lbs.	\$24.35
QDUS234	6	2 lbs.	\$28.30
QDUS239	6	3 lbs.	\$17.45
QDUS240/250	6	3 lbs.	\$48.90
QDUS241	6	2 lbs.	\$25.10
QDUS242	6	2 lbs.	\$44.20
QDUS245	6	2 lbs.	\$48.90
QDUS255	6	3 lbs.	\$25.10
QDUS260	6	4 lbs.	\$25.55
QDUS265	6	5 lbs.	\$26.10
QDUS270	6	6 lbs.	\$27.55



Education



Food Service



Healthcare



Aurora Storage Products, Inc.  
600 South Lake Street • Aurora, IL 60506  
Ph: 630-897-6951 • Fax: 630-897-6994  
Toll Free: 800-277-1699  
**[www.aurorastorage.com](http://www.aurorastorage.com)**

All Rights Reserved Copyright © 2017  
AWSP1-17



For more information go to:  
<http://www.aurorastorage.com/>

For design assistance:  
[designsupport@aurorastorage.com](mailto:designsupport@aurorastorage.com)